

NoCo Bloom

MAY 2021



LARIMER COUNTY
COLORADO STATE UNIVERSITY
EXTENSION



THE GARDENS
ON SPRING CREEK



PLANT IT WITH

COLOR

PLANTING THE
RAINBOW

SURE BET
VEGGIES LIST

PANTONE
COLORS

TURF MAINTENANCE
CALENDAR & MORE!

Dr. Jessica G. Davis
HLA Department Head
Colorado State University

Dr. Alison O'Connor
Horticulture Extension Agent
CSU Extension in Larimer County

Michelle Provaznik
Executive Director
The Gardens on Spring Creek

Amanda Sammartino
Editor, NoCo Bloom

Grant Smith
Creative Director
City of Fort Collins



PLANT IT WITH

COLOR



COLORADO STATE UNIVERSITY
Horticulture and Landscape Architecture
301 University Ave., Fort Collins, CO 80523-1173
Bldg. Shepardson 111
970-491-7019 | hortla.agsci.colostate.edu



CSU EXTENSION IN LARIMER COUNTY
1525 Blue Spruce Dr., Fort Collins, CO 80524-2004
970-498-6000 | larimerextension.org



**THE GARDENS ON SPRING CREEK
CITY OF FORT COLLINS**
2145 Centre Ave., Fort Collins, CO 80526
970-416-2486 | fcgov.com/gardens



PLEASE NOTE: If you are a gardener living in Weld County and needing help, visit www.WeldMasterGardeners.org or email the Weld Garden Help Desk directly at weldmastergardeners@outlook.com.

COLOR AND DESIGN ARE ALL AROUND US.

They shape our moods, affect our perceptions, influence our decisions and much more. The garden is no different, and nothing reminds us of that more than the emergence of spring. After the whites, grays and browns of the winter months, spring brings with it a kaleidoscope of color that enlivens and energizes.

In the same way that a fresh coat of paint can change the look and feel of

a room, adding color through blooms, foliage, bark, buds and fruit to your garden can be just as refreshing. As you begin the season, consider what you want your space to communicate. While blues, purples and pale pinks bring calm to a contemplative garden, reds, oranges and yellows bring vibrancy and energy – and pollinators – to a space.

From planting a rainbow of veggies to integrating containers, with this issue, we're excited to inspire the color of your garden.

COLORFUL CONTAINERS



by Dick Christensen, CSU Extension Master Gardener in Larimer County

Containers are often designed with plants that will “thrill, fill and spill.” Thrillers are taller plants best suited for the middle or back of planting areas. Medium-size filler plants bring textures and color around the center. Spillers soften or trail over container edges. Three to five plant varieties can make a splash and change with the seasons. Containers of similar colors look great too. Gray and silver plants look good in all light conditions and complement many colors (gray is one of the Pantone colors of the year, along with a sunny yellow). Showy hibiscus, calibrachoa and others can hold interest on their own.

Start planting in the center or with the largest specimen and work outward. Select plants with similar requirements for sun, part sun or shade, and with comparable water requirements. Check containers often to see if they need water. Water when they’re dry about an inch below the surface. Use a watering can or a soft-spray nozzle on a hose.

Clip off spent blossoms or stems that are too gangly. If a plant dies, replace with another plant or add soil and let other plants fill in.

THRILLERS

Agave, cordyline, sunflower and ornamental millet provide upward sightlines, while cosmos and cleome give height with scattered color effects. Plants with dense foliage and showy blossom include hibiscus, hydrangea, phlox, hardy aster, canna and dahlia.

Ornamental grasses catch light and breezes. In early fall, hardy grasses and some other perennials can be transplanted into your garden.

FILLERS

No need to overbuy: zinnias, petunias, hyssop, fuchsia, salvia and coleus can quickly fill their spaces. For small pots, consider moss rose, viola, dianthus or lobelia. A wide color palette is available with calibrachoa, ornamental peppers, lantana, gerbera daisy, geranium, coreopsis and impatiens.

Lamb’s ear, hostas, heucheras, caladium and periwinkle offer foliage interest. In autumn, replace waning annuals with cool-weather plants, such as ornamental cabbage, kale, mums and pansies.

SPILLERS

Experiment with these options: ivies, clematis, euonymus, ornamental sweet potato, bacopa, vinca, alyssum, nasturtiums, verbena, trailing begonias, or ivy geranium. Be creative and let your imagination go wild.

For further information refer to CSU Fact Sheet #7.238 on Container Gardens at extension.colostate.edu.



events ‘n classes



CALENDAR COORDINATOR

Kathleen Atkins, Master Gardener
Colorado State University Extension
Please submit your gardening classes & events to
nocobloomevents@gmail.com.

PLEASE NOTE:

Many events are subject to change due to the COVID-19 pandemic. Please check with each organization to ensure event details have not changed.

Check websites to confirm final event information

COMMUNITY WIDE RESOURCES

Larimer County Colorado Master Gardener Help Desk

Free, larimermg@gmail.com, 970-498-6000, larimerextension.org

Weld County Colorado Master Gardener Remote Help Desk

Every Monday, Wednesday and Friday, 9am - 1pm, Free, weldmastergardeners@outlook.com, weldmastergardeners.org

Grow and Give Program through Colorado State University Extension

Registration and/or vegetable gardening information: growgive.extension.colostate.edu

COMMUNITY WIDE EDUCATION

May 4 » Native Plant Outreach Workshop

Audubon Rockies, 12pm - 1:30pm, Free, registration required, rockies.audubon.org/events/native-plant-outreach-workshop-54

May 4 » Mediterranean Diet

Extension Food Preservation Series 2021 via Zoom, 2pm - 3pm, Free, registration required, larimer.extension.colostate.edu/classes-and-workshops

May 6 » Native Plant Outreach Workshop

Audubon Rockies, 12pm - 1:30pm, Free, registration required, rockies.audubon.org/events/native-plant-outreach-workshop-56

May 7 » Container Vegetable Gardening

Extension Gardening Webinars via Zoom, 12 PM, Free, registration required, csuhort.blogspot.com: “CSU Extension Gardening Webinars”

May 8 » Online: Just Drip It!

Gardens on Spring Creek via Zoom, 10:30am - 12:30pm, \$5, fcgov.com/gardens/adult-classes



PLANTING THE RAINBOW

VEGETABLE GARDENING WITH YOUR FAMILY



by Mary Miller, Community Garden Outreach Coordinator, Gardens on Spring Creek

Perhaps you are familiar with the suggestion of health and nutrition advocates to eat a rainbow of fresh fruits and vegetables. Including fresh produce of diverse colors in one's diet may increase the spectrum of nutrients one consumes.

As gardeners plan for a season of bountiful harvests, let's step out in front and plan to plant a rainbow! Focusing on the vegetable garden, all family members may be involved. Include those friends that may also be working in the garden this season. From the littlest ones on through the generations that will share this garden experience, have lots and lots of chats about rainbows – chats about unicorns are entirely optional.

Begin with everyone's favorite veggie and favorite color. Children are granted more than one favorite. For this garden all colors may

be included in the rainbow, and yes, pink has a place and brown is lovely. If the favorite vegetable is "salad" that is opportunity calling! So many colors in one bowl!

Next, decide if your garden will be about just representing a bit or idea of the rainbow and that's it. If so, plant Rainbow chard and Starburst blend carrots and you are all set. If it is to foster the chance for everyone to nurture their special choices, and in particularly guiding the children, then let's look at some possible matches.

RED:

Radishes, lettuces, sweet peppers, many tomato choices – children love Gardener's Delight and Super Sweet 100's cherry tomatoes

YELLOW:

Tomatoes such as Taxi, Dr. Wyche, and Sungold, banana and golden bell peppers, patty pan and crookneck squash, golden beets

ORANGE:

Tomatoes such as Valencia, Nebraska Wedding and Hillbilly, carrots, specialty peppers such as Tequila Sunrise and orange bells, winter squash and pumpkins

GREEN:

All manner of lettuces, spinach, hardy greens, kales, tomatillos, cucumbers, zucchini, broccoli, leeks and beans

BLUE / INDIGO / VIOLET:

Tomatoes such as Cherokee Purple, Black Krim, and Black Cherry cabbage, kohlrabi, purple potatoes, beets, carrots such as Purple Haze and Cosmic Purple, eggplant and onions





by Jon Weiss, Karen Collins
and the Larimer County
Master Gardeners

Veggies

As you plan and plant your summer vegetable garden, note these tips:

MATURITY is the time it takes a plant, from either transplanting or direct seeding, to begin producing. Maturity can be expressed as a number, or words such as early, mid or late season. For Northern Colorado, stick with early to midseason varieties.

PLANT SIZE is important if you have limited room. There are determinate (bush) or indeterminate (need staking) tomato varieties. Many cucumbers and summer / winter squash varieties have compact plant habits. Varieties with open habits make harvesting easier. 🌱

21-23162

COMMUNITY

Spring

PLANT SALE

ONLINE
MAY 4-17

Join us for our online sale of annuals, perennials, veggies and herbs. All plants are locally grown and proceeds benefit local horticulture programming.

THE GARDENS ON SPRING CREEK City of Fort Collins

Colorado State University

fcgov.com/gardens

RELIABLE VEGGIES:

Check your local sources for availability.



TOMATOES

- Early Girl
- Brandywine
- Sweet 100
- Yellow Pear



SWEET PEPPERS

- Lipstick
- California Wonder



HOT PEPPERS

- Poblano
- Anaheim
- Jalapeno



SUMMER SQUASH

- Yellow Crookneck
- Black Beauty



WINTER SQUASH

- Delicata
- Acorn
- Butternut



BEANS

- Provider
- Blue Lake
- Kentucky Wonder



CUCUMBERS

- Early Spring Burpless
- Lemon
- Straight Eight



BEETS

- Detroit Red
- Golden
- Avalanche

events 'n classes

May 8 » Online: Forest Bathing

Gardens on Spring Creek via Zoom, 1pm - 3pm,
\$18, fcgov.com/gardens/adult-classes

May 8 » Online: Composting 101

Gardens on Spring Creek via Zoom, 1:30pm - 3:30pm,
\$5, fcgov.com/gardens/adult-classes

May 12 » Common Weeds in Front Range Landscapes

Extension Gardening Webinars via Zoom, 12:30 PM,
Free, registration required, csuhort.blogspot.com:
"CSU Extension Gardening Webinars"

May 13 » Basics of Preserving Food Safely

Extension Food Preservation Series 2021 via Zoom, 2pm - 3pm,
Free, registration required, larimer.extension.colostate.edu/classes-and-workshops

May 14 » Things Mom Taught Me (Or Not): Gardening Wisdom

Extension Gardening Webinars via Zoom, 12 PM,
Free, registration required, csuhort.blogspot.com:
"CSU Extension Gardening Webinars"

May 18 » Jams, Jellies and Fruit Spreads

Extension Food Preservation Series 2021 via Zoom,
10am - 11am, Free, registration required,
larimer.extension.colostate.edu/classes-and-workshops

June 5 » Online: Green Means Great Cooking Class

Gardens on Spring Creek via Zoom, 10:30am - 12:30pm,
\$10, fcgov.com/gardens/adult-classes

June 5 » Online: Makin' Your Own Homemade Bacon

Gardens on Spring Creek via Zoom, 1:30pm - 3:30pm,
\$10, fcgov.com/gardens/adult-classes

June 9 » Best of Perennials from the CSU Perennial Trials

Extension Gardening Webinars via Zoom, 12:30 PM,
Free, registration required, csuhort.blogspot.com:
"CSU Extension Gardening Webinars"

June 10 » Pickling Vegetables

Extension Food Preservation Series 2021 via Zoom, 2pm - 3pm,
Free, registration required, larimer.extension.colostate.edu/classes-and-workshops

June 16 » The Art and Science of Dehydrating Foods

Extension Food Preservation Series 2021 via Zoom, 12pm - 1pm,
Free, registration required, larimer.extension.colostate.edu/classes-and-workshops

June 19 » Online: Vegetable Gardening - Mid-Summer Must Knows

Gardens on Spring Creek via Zoom, 1pm - 3pm,
\$18, fcgov.com/gardens/adult-classes

June 29 » Pressure Canning

Extension Food Preservation Series 2021 via Zoom,
10am - 11am, Free, registration required,
larimer.extension.colostate.edu/classes-and-workshops

PANTONE 2021-

COLOR




by Jenna Poncelet,
Gardener, Gardens on Spring Creek

TRENDS

PANTONE
13-0647
Illuminating

PANTONE
17-5104
Ultimate Gray




For most of us, navigating the COVID-19 pandemic is starting to feel like navigating a completely new world. Although a lot has changed, there are a few things that have managed to remain during these unprecedented times, including traditions like Pantone's Color of the Year selection.

Pantone began as a printing company that specialized in production of special pigments and inks. Since then, they have become the premier group for forecasting future color trends for design, art, media and more. For the last two decades, they have based their findings on color psychology, socio-economic patterns and cultural trends.

Each year, Pantone identifies a hue to represent the year ahead. This year they also selected a coordinating color to compliment the main color. 2021's Color of the Year is "Illuminating," and its co-color is "Ultimate Gray". Two colors that are complimentary but also contrasting. Illuminating is a clear, cheery yellow while Ultimate Gray is a light slate. Illuminating channels positivity and warmth like that of a bright sunny day, while slate gray is a focused calm like pebbles on a beach.


These colors represent the feel of the year as a whole. Now more than ever, we need stability and composure as well as positivity, vivacity and warmth. Gray and yellow just so happen to be a fantastic and favorite combination in flower boxes and gardens as well. Silver foliage plants and yellow blooms add great contrast and interest to both annual planters and perennial beds. Choosing a variety of leaf and flower shapes to create texture differences among your silver and yellow plants will serve to create further contrast.



For adding Ultimate Gray to your planters, you'll want to focus on plants with silver or gray-green foliage, which are fairly easy to find. Choose Artemisia or Helichrysum for fine texture and light color, or silver angel wing begonias for larger, more deeply colored leaves. If you want something trailing to spill over the edges of your planters, silver varieties of Dichondra are a great choice. Yellow flowers are extremely common, so adding Illuminating annuals to your garden is even easier. Classic yellow options like petunias, daisies and marigolds will add a fabulous pop of sunshine to your space.

As for perennials, there are also plenty of Illuminating and Ultimate Gray options. Some of our best Colorado native perennials have great silver foliage like *Ericameria nauseosa* (rubber rabbitbrush), *Krascheninnikovia lanata* (winterfat) or sage brushes. A lot of our native plants also boast bright, sunny yellow blooms like *Berlandiera*, *Potentilla* or our many varieties of native reseeding sunflowers. Some perennials even have both silver foliage and yellow blooms like *Santolina chamaecyparissus* (lavender cotton) or some *Sedum* varieties.

Whatever the year ahead holds, the combination of Illuminating and Ultimate Gray will help you make a statement in your garden – as Pantone says:



"A marriage of color conveying a message of strength and hopefulness that is both enduring and uplifting."

Learn more about the Pantone Color of the Year at [pantone.com/color-of-the-year-2021](https://www.pantone.com/color-of-the-year-2021) 🌻

events 'n classes

July 8 » **Sauerkraut and Fermented Vegetables**
Extension Food Preservation Series 2021 via Zoom,
12pm - 1pm, Free, registration required,
larimer.extension.colostate.edu/classes-and-workshops

FORT COLLINS

May 29 » **BRING ON THE HEAT!**

A Plant Select® plant introduction event

At Participating garden centers in CO, WY & MT - see website
for details, 10am - 3pm, plantselect.org/bring-on-the-heat-2021

June 5 » **Notable Tree Bike Tour**

Gardens on Spring Creek, 2145 Centre Ave., 9am - 12pm,
\$18, fcgov.com/gardens/adult-classes

June 12 » **Beekeeping Series: Post-Installation Hive Checkup**

Gardens on Spring Creek, 2145 Centre Ave.,
8:30am - 9:30am or 9:30am - 10:30am,
\$18, fcgov.com/gardens/adult-classes

June 12 » **Watercolor Journaling: Cactus Blossoms**

Gardens on Spring Creek, 2145 Centre Ave., 9:30am - 12:30pm,
\$60, fcgov.com/gardens/adult-classes

June 12 » **Walking Tree Tour**

Gardens on Spring Creek, 2145 Centre Ave.,
10:30am - 12:30pm, \$18, fcgov.com/gardens/adult-classes

June 12 » **Flower Photography**

Gardens on Spring Creek, 2145 Centre Ave., 1:30pm - 3:30pm,
\$18, fcgov.com/gardens/adult-classes

June 18 - June 20 » **Father's Day Tree Sale**

Fort Collins Nursery, 2121 E. Mulberry St.,
9am - 5pm (Friday & Saturday) 10am - 5pm (Sunday),
Free admission, fortcollinsnursery.com

June 19 » **Forest Bathing**

Gardens on Spring Creek, 2145 Centre Ave., 1pm - 3pm,
\$18, fcgov.com/gardens/adult-classes

June 26 » **Junior League of Fort Collins Garden Tour**

Le Jardin Neighborhood, 8:30am - 1pm, \$30, jlgardentour.org

July 10 » **Watercolor Journaling: Summer**

Gardens on Spring Creek, 2145 Centre Ave., 9:30am - 12:30pm,
\$60, fcgov.com/gardens/adult-classes

FREDERICK

May 15 » **Frederick DIY Day**

City of Frederick, 8201 Colorado Blvd., 8am - 12:30pm,
Free admission, frederickco.gov

GREELEY

May 8 - July 3 » **Weld County Extension Master
Gardeners Information Booth**

Lowes Garden Center, 8am - 11am, Free,
weldmastergardeners.org

READY TO
START

DIGGING



Q. Why do I have to locate lines?

A. Utilities, such as gas and water, are located in pipes underground. For example, to get power to your home, an electric line or two runs through your yard. Before digging, it is crucial to locate the lines in your yard to avoid damage or injury. Failure to contact 811 followed by damaged underground lines can lead to hefty fines.

Q. How do I get lines located?






A. Visit colorado811.org to request underground lines be located on your property. The process is easy and free. Be sure to contact 811 at least three days before you plan to start your project so that locators can schedule a visit.

Q. What happens after the request?

A. Utility locators will come out to your property to mark the lines with paint or flags. You will receive a list of utilities located on your property and you may be asked to contact some of the utility owners on your own to get everything located.

After all utilities have been identified, you may start digging. Colorado law requires you to take care when digging near the locate lines. If digging within 18" of a marked utility, you should hand dig. If installing new plants, it's best to locate high-value landscape materials, such as trees, at least 6 feet from major utilities (electric, gas and water).

Q. What do the colors mean?*

	PROPOSED EXCAVATION
	TEMPORARY SURVEY MARKINGS
	ELECTRIC
	GAS, OIL, STEAM
	COMMUNICATION, CATV
	POTABLE WATER
	IRRIGATION, RECLAIMED WATER, SLURRY LINES
	SEWER

*www.colorado811.org/educational-resources/#colorcode

Q. Do I need to get utilities located even if I'm just planting one tree or shrub?

A. Yes. Utility lines must be located no matter how big or small, deep or shallow the project. Utilities range in depth from just a few inches to a few feet, so it's always important to know what's below before you dig.



For more information
about Colorado 811, visit
colorado811.org. 🌻

by Katie Collins,
Fort Collins Utilities

LAWN MANAGEMENT CALENDAR



Maintaining Your Emerald Lawn

by Tony Koski, Extension Turf Specialist,
CSU Department of Horticulture and Landscape Architecture

	JAN	FEB	MAR	APR	MAY	JUNE	JULY	AUG	SEP	OCT	NOV	DEC
Mowing												
Watering												
Nitrogen Fertilizer												
Aeration												
Preemergence Weed Control*												
Postemergence Weed Control**												
Overseeding												
Sodding/Plugging a New Lawn												
Seeding a New Lawn												
White Grub Biocontrols#												
	Bacillus thuringiensis galleriae (GrubGone)											
	Heterorhabditis (Parasitic nematodes)											
White Grub Insecticides###												
	Acelepryn (Scotts GrubEx)											
	Other grub control insecticides											

events 'n classes

LOVELAND

May 4 » **Loveland Garden Club Plant Sale**

New Location: West Jax Farmers Market, 2665 W. Eisenhower Blvd., 9am - 2pm, Free admission, lovelandgardenclub.com

June 19 » **Loveland Garden Tour & Art Show**

Benefiting Loveland Youth Gardeners, 8am - 2pm, \$20 + \$6 for printed program, Children 12 & under free, lovelandyouthgardeners.org/Loveland-garden-tour

WINDSOR

May 9 » **Treasure Island Demonstration Garden**

Mother's Day Tour

Treasure Island Demonstration Garden, 31500 Laku Lake Rd., 1:30pm - 3:30pm, Free, windsorgov.com/1153/Treasure-Island-Demonstration-Garden

May 19 » **Bulbs, Tubers and Rhizomes**

Treasure Island Demonstration Garden, 31500 Laku Lake Rd., 10am - 11am, Free, recreationliveshere.com/154/Forestry

June 16 » **Water-wise Tips**

Treasure Island Demonstration Garden, 31500 Laku Lake Rd., 10am - 11am, Free, recreationliveshere.com/154/Forestry

June 16 » **Treasure Island Demonstration Garden**

Father's Day Tour

Treasure Island Demonstration Garden, 31500 Laku Lake Rd., 1:30pm - 3:30pm, Free, windsorgov.com/1153/Treasure-Island-Demonstration-Garden

TYPES OF GRASS

COOL-SEASON GRASSES

Bluegrass | Fescue | Ryegrass

WARM-SEASON GRASSES

Buffalograss | Blue Grama

* For PREVENTION of crabgrass and other annual grassy weeds

** For control of existing broadleaf and annual grassy weeds

Biocontrols (bacteria, nematodes) must be applied late summer/early fall when grubs are present

Acelepryn/GrubEx works better than other grub control products when applied earlier in the summer



DESIGNING WITH COLOR



by Deryn Davidson,
Horticulture Agent,
CSU Extension in
Boulder County



Spring is here and that means we can start looking at our gardens with fresh eyes. One of the most fun parts of landscape design is choosing the colors. Color can be incorporated through plant material, hardscape and garden art. If you're not familiar with the glass artist Chihuly, I recommend looking him up.

Just like choosing colors for inside your home, or picking your outfit for the day, you want colors that work well together. You can choose ones that you like and think look good, or you can dive a little deeper and think about the role that color plays in your garden. For example, warm colors (reds, pinks, oranges) bring energy to a space, while cool colors (blues and purples) are calming.

If you're creating a tranquil sitting area, you might stick to cool colors by using alliums, iris, columbine or blue mist spirea.

If you're looking to jazz up your yard and bring more attention to it, go for the warm colors that really pop with tulips, roses, zinnias or poppies.

If an overall splash of color is what you're after, combine warm and cool hues. Of course, it's important to also pay attention to cultural requirements – water, soil and sunlight needs. Make sure that your selections will not only look good together but will also grow and thrive together.

If you're interested in attracting pollinators to your garden, color plays a role there as well. Bees like bright white, yellow and blue flowers; butterflies are more attracted to bright red and purple; and birds like reds, oranges and white.

If choosing colors for your garden seems like a daunting task or if you're looking for inspiration,

there are excellent resources available to get you started. The Plant Select® program has photo and design examples on their website of great plant combinations that both look good and grow well together. Another option is the Resource Central, Garden in a Box program. These are professionally designed garden kits that include plant material and a plant by number map, so colors have been considered and chosen for you.

When incorporating more color into your landscape, the most important thing to remember is to choose ones that make you happy and to have fun along the way! 🌻



SHOP LOCAL
YOUR GUIDE TO
FARMERS MARKETS
in Larimer County,
Frederick, Greeley
and Windsor



by Emily Alligood,
CSU Extension
in Larimer
County

WEDNESDAYS

Fort Collins Farmers' Market
June 16 – September 29
10am – 2pm
fortcollinsfm.com

THURSDAYS

Estes Valley Farmers' Market
June 3 – September 30
8am – 1pm
[facebook.com/
EstesValleyFarmersMarket](https://facebook.com/EstesValleyFarmersMarket)

FRIDAYS

Frederick Farmers' Market
June 11, June 25, July 16, July 30,
August 14, August 27, September 10
and September 24
4 – 8pm
[frederickco.gov/241/
Finale-Fridays-Frederick-Market](http://frederickco.gov/241/Finale-Fridays-Frederick-Market)

SATURDAYS

Larimer County Farmers' Market
May 22 – October 30
9am – 1pm
larimercountyfm.org

Fort Collins Farmers' Market on Drake
June 19 – September 25
9am – 1pm
fortcollinsfm.com

Berthoud Local Farmers' Market

June 19 – September 25
9am – Noon
berthoudlocal.org

Windsor Farmers' Market

June 12 – September 11
9am – 1pm
recreationliveshere.com

Greeley Farmers' Market

Held Year Round
8am – Noon
greeleygov.com/activities/fm/home

SUNDAYS

Fort Collins Farmers' Market
May 2 – November 14
10am – 2pm
fortcollinsfm.com

City of Loveland Farmers' Market

June 6 – September 26
9am – 1pm
lovgov.org

SHOP LOCAL



LET'S TALK PLANTS!

Master Gardeners can help with your yard and garden questions

Email: LarimerMG@gmail.com

Call: 970-498-6000

extension.colostate.edu/garden



CSU Extension in Larimer County | LarimerExtension.org



#cf2026 Tomato Red



#634a9c Veronica Violet



#e47225 Pumpkin Orange




#75aede Muscari Blue




#d965a6 Rose Pink

Add Beautiful Color to Your Garden

#557032 Leafy Green



#ffc0d Sunflower Gold



#393064 Grape



#f4edf6 Daisy White



#e66655 Peach



**Fort Collins
NURSERY**

2121 E. Mulberry St., Fort Collins, CO 80524 • 970-482-1984 • www.FortCollinsNursery.com



WATER QUALITY AND DROUGHT MONITORING

PROVIDING SAFE, RELIABLE WATER

Fort Collins Utilities is committed to providing safe, reliable water to customers. We are carefully monitoring water supplies due to persistent drought conditions and potential for impacts to our watersheds and water quality following the 2020 wildfires.

Spring will bring warmer temperatures, snowmelt runoff and post-fire ash and sediment erosion from burned hillslopes, impacting our raw water supplies. The potential for impacts will continue into summer, as we transition into thunderstorm season where stormwater runoff could bring even more ash and debris into the Cache la Poudre River.

These water quality challenges will likely coincide with higher seasonal and outdoor water demands, including irrigation.

To address these concerns, we are coordinating with local organizations and other water providers to establish common priorities and develop plans for post-wildfire watershed restoration and recovery.

HOW YOU CAN HELP

We are fortunate to have flexibility between our Poudre River and Horsetooth Reservoir water supplies. Out of an abundance of caution, we are carefully managing both supplies in light of the uncertainties. By taking voluntary actions now to reduce water use, Fort Collins residents and businesses can actively help lower the chance that we may need mandatory water restrictions if conditions worsen.



Limit lawn watering to two days a week.



Water lawns, landscapes, and gardens between 6 p.m. and 10 a.m.



Use drip irrigation systems to efficiently water plants and trees near the roots.

Stay updated on the status of our water supplies and potential water restrictions at [fcgov.com/water-status](https://www.fcgov.com/water-status).

City of
Fort Collins
Utilities

savewater@fcgov.com
970-416-8040 | V/TDD 711