

# NoCo Bloom

JULY 2024



LARIMER COUNTY  
COLORADO STATE UNIVERSITY  
EXTENSION



THE GARDENS  
ON SPRING CREEK



City of  
Fort Collins

# A SALUTE TO SOLUTIONS


CONTAINER  
GARDENS

TOUGH PLANTS

DRY  
SHADE

 **Dr. Mengmeng Gu**  
*HLA Department Head  
Colorado State University*

 **Dr. Alison O'Connor**  
*Extension Professor of  
Horticulture in Larimer County*

 **Kim Manajek**  
*Executive Director  
The Gardens on Spring Creek*

 **Madeline Bechtel**  
*Graphic Designer  
City of Fort Collins*

 **Colorado State University**

**COLORADO STATE UNIVERSITY**  
Horticulture and Landscape Architecture  
301 University Ave., Fort Collins, CO 80523-1173  
Bldg. Shepardson 111  
970-491-7019 | [hortla.agsci.colostate.edu](http://hortla.agsci.colostate.edu) 

 **LARIMER COUNTY**  
**COLORADO STATE UNIVERSITY  
EXTENSION**

**CSU EXTENSION IN LARIMER COUNTY**  
1525 Blue Spruce Dr., Fort Collins, CO 80524-2004  
970-498-6000 | [larimerextension.org](http://larimerextension.org) 

 **THE GARDENS  
ON SPRING CREEK**



 **City of  
Fort Collins**

**THE GARDENS ON SPRING CREEK  
CITY OF FORT COLLINS**  
2145 Centre Ave., Fort Collins, CO 80526  
970-416-2486 | [fcgov.com/gardens](http://fcgov.com/gardens) 

**NoCo Bloom**

PLEASE NOTE: If you are a gardener living in Weld County and needing help, visit [www.WeldMasterGardeners.org](http://www.WeldMasterGardeners.org) or email the Weld Garden Help Desk directly at [weldmastergardeners@outlook.com](mailto:weldmastergardeners@outlook.com).



 **There's no way around it. We all have areas of our gardens and yards that make us shake our heads in frustration.** But don't throw in the towel just yet. This issue of NoCo Bloom is dedicated to helping you tackle those tricky areas. Whether you're dealing with dry shade or small spaces, we've got the solutions you need to transform any gardening challenge into a success. 

## 3 MUST-HAVE SHRUBS FOR LOW-INPUT LANDSCAPES

For many of us, the longer we garden, the less interest we have in physically demanding gardening work. Perhaps the most elegant solution is to replace labor and water-intensive perennials and annuals with low-fuss, flowering shrubs! This small but impactful adjustment can provide excellent garden structure and a seasonal display for a fraction of the work and resources. Interested in making the change? The Gardens on Spring Creek has you covered! Read on for three suggestions, and don't forget to stop by our grounds to see living examples of these hardy shrubs.

### REDLEAF ROSE

(*ROSA GLAUCA*)

A moody and dramatic addition to sunny and part shade beds, redleaf rose provides a stunning visual anchor for spaces in need of some height or color variation. Plants attain a large frame (6 to 8' high and 4 to 6' wide) and cover their vertical, vase shaped forms in hundreds of petite, purple leaves. Adaptable to a wide variety of soil moisture levels and textures, this rose is an easy grower. Perhaps best of all, plants remain interesting from spring through fall, thanks to dainty, 5-petaled, pink flowers in early summer and vibrant, orange rose hips in the autumn. Visitors can find this rose in the Welcome Garden on our site.

### 'BABY BLUE' RABBITBRUSH

(*ERICAMERIA NAUSEOSA 'BABY BLUE'*)

Moving north from the Welcome Garden into our Plant Select® Demonstration Garden, visitors are greeted with a considerably more petite shrub. Don't let its size fool you; this is one tough plant. Native to the High Plains just east of Fort Collins, 'Baby Blue' was selected for its tough demeanor, small size, and attractive form and bloom. Plants remain under 2' high and are perfectly adapted to waterwise garden beds. Expect a flush of golden-yellow flowers atop the plants in late summer above fine-textured, silver leaves in a mounded shape.

### FENDLER'S BARBERRY

(*BERBERIS FENDLERI*)

Many of us are familiar with the low, growing, purple-leaved Japanese barberry (*Berberis thunbergii*), which has become so problematic in wetter portions of North America, but very few are aware of this choice species. Unlike Japanese barberry, this species is native to Colorado, and tolerates dry soils far more gracefully. That being said, Fendler's barberry does perform best with deep, occasional irrigation. These shrubs will dazzle with chains of rich yellow flowers in spring, glossy, teardrop-shaped leaves in summer, and superb, jewel-like red fruits that hang off their arching branches through autumn. Visitors can find this plant in the Undaunted Garden on our site, where it's gradually maturing to 6' tall and 4' wide.

**The Gardens on Spring Creek features 12 acres of curated botanical gardens and a tropical Butterfly House in the heart of Fort Collins. The Gardens are open daily, 10 a.m. to 5 p.m., with additional classes and events happening year-round!**

by Bryan Fischer, Curator of Plant Collections and Horticulturist, The Gardens on Spring Creek



LEARN MORE AND PLAN YOUR VISIT:  
**FCGOV.COM/GARDENS**



Visit The Gardens: 2145 Centre Ave, Fort Collins, CO 80526

## events 'n classes

### COMMUNITY WIDE RESOURCES

**Grow and Give Program** — Grow Food & Share The Harvest Colorado State University Extension, [growgive.extension.colostate.edu](http://growgive.extension.colostate.edu) (includes vegetable growing tips)

**Larimer County Colorado Master Gardener Q&A Booth at the Extension Office** Every Tuesday and Thursday, to Oct. 10, [larimermg@gmail.com](mailto:larimermg@gmail.com) or 970-498-6000, 1525 Blue Spruce Drive, Fort Collins, 10 a.m. – 1 p.m., Free, [LarimerExtension.org](http://LarimerExtension.org)

**Larimer County Colorado Master Gardener Q&A Booth at the Larimer County Farmers' Market** Every Saturday, to Oct. 26, 200 W. Oak Street, Fort Collins, 9 a.m. – 1 p.m., Free, [LarimerExtension.org](http://LarimerExtension.org)

**Master Gardener Q&A Booth at Greeley Farmers' Market** Every Saturday from July 13 to Sept. 7, Union Pacific Depot, 902 7th Ave., Greeley, 8 a.m. – 12 p.m., Free, [greeleygov.com/activities/fm](http://greeleygov.com/activities/fm)

**Master Gardener Q&A Booth at Milliken Market Day** Saturday July 20, Aug. 17 and Sept. 21, Union Pacific Depot, 1109 Broad St., Milliken, 3 – 6 p.m., Free

**Master Gardener Q&A Booth at Windsor Farmers' Market** Aug. 3, 17 and 31, Farmer's Market Pavilion at Boardwalk Park, 100 N. 5th St., Windsor, 8 a.m. – 12:30 p.m., Free, [recreationliveshere.com/213/Farmers-Market](http://recreationliveshere.com/213/Farmers-Market)

**Weld County Master Gardeners Help Desk** Every Monday, Wednesday and Friday until Oct. 31, Walk-ins welcome during Help Desk hours, 525 N 15th Ave., Greeley, [weldmastergardener@gmail.com](mailto:weldmastergardener@gmail.com), 9 a.m. – 1 p.m., Free, [WeldMasterGardeners.org](http://WeldMasterGardeners.org)

### COMMUNITY-WIDE EDUCATION

July 10 » **Urban Arthropod Pests**  
Presented by Karim Gharbi, Horticulture Specialist, Extension Gardening Webinars, 12 – 1 p.m., Free, registration required, [planttalk.org/webinars](http://planttalk.org/webinars)

July 12 » **CSU Extension: Basics of Preserving Food Safely**  
Extension Food Preservation Webinars via Zoom, 12 – 12:45 p.m., Free, registration required, [larimer.gov/foodpreservation](http://larimer.gov/foodpreservation)

July 18 » **CSU Extension: Jams, Jellies, & Fruit Spreads**  
Extension Food Preservation Webinars via Zoom, 12 – 12:45 p.m., Free, registration required, [larimer.gov/foodpreservation](http://larimer.gov/foodpreservation)

Aug. 1 » **CSU Extension: Water Bath Canning**  
Extension Food Preservation Webinars via Zoom, 12 – 12:45 p.m., Free, registration required, [larimer.gov/foodpreservation](http://larimer.gov/foodpreservation)

Aug. 14 » **Fire-Resilient Landscapes**  
Presented by Micaela Truslove, Horticulture Specialist, Extension Gardening Webinars, 12 – 1 p.m., Free, registration required, [planttalk.org/webinars](http://planttalk.org/webinars)

(CONTINUED ON PAGE 4)

## events 'n classes

### Aug. 22 » **CSU Extension: Pickling Vegetables**

Extension Food Preservation Webinars via Zoom, 12 – 12:45p.m., Free, registration required, [larimer.gov/foodpreservation](http://larimer.gov/foodpreservation)

### FIRESTONE

### Aug. 17 » **Fall Container Gardening**

Carbon Valley Regional Library, 10 – 11:30 a.m., Free, registration required, [highplains.libcal.com/calendar/hpld/fallcontainerclass](http://highplains.libcal.com/calendar/hpld/fallcontainerclass)

### FORT COLLINS

### Larimer County Farmers' Market

Every Saturday, May 18 to Oct. 26, 200 W. Oak Street, 9 a.m. – 1 p.m., Free admission, [larimercountyfm.org](http://larimercountyfm.org)

### July 10 » **Xeriscape Bike Tour: Visit Xeriscape Gardens**

Offered through Engage Fort Collins, Mid-town starting location will be on the website, 5:30 – 7:30 p.m., Free, sign up on website required, [engage.fcgov.com](http://engage.fcgov.com)

### July 10 » **The Patti Fiasco concert w/ Bob Lefevre & Laniece Schleicher** (Benefit for The Vegetable Connection)

Fort Collins Nursery, 2121 E. Mulberry St., 6:30 p.m., \$25 ADV/\$30 Door/ Kids 12 & Under Free, [fortcollinsnursery.com](http://fortcollinsnursery.com)

### July 13 » **Tai Chi**

The Gardens on Spring Creek, 2145 Centre Ave, 8 – 9 a.m., \$15, [fcgov.com/gardens/adult-classes](http://fcgov.com/gardens/adult-classes)

### July 13 » **Summer Fun-in-the-Sun Picnic**

Larimer County Farmers Market, 200 W. Oak St., 9 a.m. – 1 p.m., Free admission, [LarimerCountyFM.org](http://LarimerCountyFM.org)

### July 13 » **Goat Yoga in The Gardens**

The Gardens on Spring Creek, 2145 Centre Ave, 9:15 – 10 a.m., \$25, [fcgov.com/gardens/adult-classes](http://fcgov.com/gardens/adult-classes)

### July 13 » **Storytime at Fort Collins Nursery**

Fort Collins Nursery, 2121 E. Mulberry St., 10 a.m. – 12 p.m., Free, [fortcollinsnursery.com](http://fortcollinsnursery.com)

### July 13 » **Embodied Climate Action: Wild Walking with the Gardens**

The Gardens on Spring Creek, 2145 Centre Ave, 1 – 3 p.m., \$10, [fcgov.com/gardens/adult-classes](http://fcgov.com/gardens/adult-classes)

### July 19 – 21 » **Summer Perennial Sale**

Fort Collins Nursery, 2121 E. Mulberry St., [fortcollinsnursery.com](http://fortcollinsnursery.com)

### July 19 » **CSU Extension: Jams, Jellies, & Fruit Spreads**

Larimer County Extension Office, 1525 Blue Spruce Dr., 12:30 – 3:30 p.m., \$25, registration required, [larimer.gov/foodpreservation](http://larimer.gov/foodpreservation)

### July 25 » **Twilight Garden Series: Pollinator Palooza**

Held at the CSU Trial Gardens, 1401 Remington St., 6 – 8 p.m., \$10 (registration preferred), [fcgov.com/gardens/twilight-garden-series](http://fcgov.com/gardens/twilight-garden-series)

### July 27 » **Tai Chi**

The Gardens on Spring Creek, 2145 Centre Ave, 8 – 9 a.m., \$15, [fcgov.com/gardens/adult-classes](http://fcgov.com/gardens/adult-classes)


(CONTINUED ON PAGE 5)

4 | NoCo Bloom



One of the most common complaints I hear from experienced gardeners is, "I only find the same old offerings at the nursery." I appreciate the sentiment; a diverse garden is far more interesting for the skilled gardener who sees 'Stella d'Oro' daylilies more as visual background noise than an accent (1990's farm-themed kitchen wallpaper, anyone?).

What many nursery shoppers don't consider is that for a plant to achieve popularity or widespread use and sale, it must succeed on two different sets of criteria: (1) looking good in the ground and (2) propagating well/growing well in a nursery setting. Since looking fresh and floriferous in a pot requires totally different adaptations than long-term performance in our harsh High Plains landscapes, this category is relatively thin despite the fact that the world has almost 380,000 vascular plants to offer. To save you the trouble of sorting out the remaining 379,997, I'm offering three durable and beautiful plants from our Gardens on Spring Creek grounds as options for you to consider.



## events 'n classes




by Bryan Fischer, Curator of Plant Collections and Horticulturist, The Gardens on Spring Creek

By June 1, our Undaunted Garden and Welcome Garden feature octopus-like arrangements of strappy leaves. Before long, fantastical spikes of pastel-color, fuzzy flowers will shoot from each leaf rosette to the delight of flying pollinators, marking the start of foxtail lily season. Botanically, these plants are *Eremurus*; they are great additions to sunny borders, meadows and perennial beds. *Eremurus* grow rapidly once they break ground in late spring and then fade quickly as their floral shows conclude. Cut the spent flower stalk off and let the leaves move energy back into the alien-looking bulbs to ensure plants return the following year. Most *Eremurus* on the market reach about 3', while those of the species *Eremurus robustus* can reach 5' and make considerably more impact in the garden. Regardless of which you grow, they are all drought-tolerant and most impactful en masse.

Less a flash in the pan and more an attractive stalwart, the native dwarf leadplant (*Amorpha nana*) is everything foxtail lily isn't: Plants are slow-growing, attractive in an understated way, and more about a presence than an event in the garden. They mature into 3' high, beautifully fine-textured shrubs that sport numerous, short spikes of purple flowers in early summer. These are some of the toughest small shrubs on our grounds, succeeding in our compacted clays, dry streetscapes, and in shrub borders, and do so with minimal irrigation after establishment. Just know they will self-sow if grown in bare dirt soil; a few inches of mulch solves this problem.

As I garden, I increasingly prefer having several smaller trees over a single large tree. Not only do smaller trees provide better bed anchors and scale for my yard than a single visual overlord, they ensure more of my garden remains in part and full-sun, which is great since most of our regional plant palette prefers full-sun. I'm picky at home given my limited space, but one tree that has been a delight to have around has been 'Chinese' apricot (*Prunus armeniaca* 'Chinese' or 'Mormon'). The tree sports glossy, heart-shaped leaves all season, is remarkably tolerant of reduced watering and is also cold-hardy. Since it blooms early and I only get a fruit crop every few years, I enjoy and use the fruit instead of experiencing a burdensome mess. Thus far, my tree has been growing quickly and needs moderate pruning. I expect it to top out around 15' tall and wide.

Of all three of these plants, the apricot has been easiest to find regionally. *Eremurus* might be best mail-ordered, where online suppliers provide a plethora of fantastic selections and cultivars. The dwarf leadplant can be found occasionally at local nurseries. Because it achieved Plant Select® status a few years ago, it can also now be mail-ordered through a few places. Or, if none of these plants pique your interest, consider gambling on a few; there are plenty of options left to choose from! 🌸



### July 27 » Yoga in the Garden

The Gardens on Spring Creek, 2145 Centre Ave, 9:15 – 10 a.m., \$15, [fcgov.com/gardens/adult-classes](http://fcgov.com/gardens/adult-classes)

### July 27 » Weeding out Anxiety and Overwhelm

The Gardens on Spring Creek, 2145 Centre Ave, 9:30 – 11 a.m., \$55, [fcgov.com/gardens/adult-classes](http://fcgov.com/gardens/adult-classes)

### July 27 » Storytime at Fort Collins Nursery

Fort Collins Nursery, 2121 E. Mulberry St., 10 a.m. – 12 p.m., Free, [fortcollinsnursery.com](http://fortcollinsnursery.com)

### Aug. 2 » CSU Extension: Water Bath Canning

Larimer County Extension Office, 1525 Blue Spruce Dr., 12:30 – 3:30 p.m., \$25, registration required, [larimer.gov/foodpreservation](http://larimer.gov/foodpreservation)

### Aug. 3 » Tai Chi

The Gardens on Spring Creek, 2145 Centre Ave, 8 – 9 a.m., \$10, [fcgov.com/gardens/adult-classes](http://fcgov.com/gardens/adult-classes)

Aug. 3 » **CSU Flower Trials Public Evaluation Day:** Public is invited to vote for their favorites and provide feedback. Free tours, kids can plant and take home a flower for free. CSU Trial Gardens » 1401 Remington St., 9 a.m. – 12 p.m., Free admission, [Flowertrials.colostate.edu](http://Flowertrials.colostate.edu)

### Aug. 10 » Tai Chi

The Gardens on Spring Creek, 2145 Centre Ave, 8 – 9 a.m., \$10, [fcgov.com/gardens/adult-classes](http://fcgov.com/gardens/adult-classes)

### Aug. 10 » National Farmers Market Week

Larimer County Farmers Market, 200 W. Oak St., 9 a.m. – 1 p.m., Free admission, [LarimerCountyFM.org](http://LarimerCountyFM.org)

### Aug. 13 » Garden to Fork: Cooking with The Three Sisters

The Gardens on Spring Creek, 2145 Centre Ave, 5:30 – 8 p.m., \$75, in person, [fcgov.com/gardens/adult-classes](http://fcgov.com/gardens/adult-classes)

### Aug. 14 » Garden to Fork: Cooking with The Three Sisters

The Gardens on Spring Creek, 2145 Centre Ave, 5:30 – 8 p.m., \$75, in person, [fcgov.com/gardens/adult-classes](http://fcgov.com/gardens/adult-classes)

### Aug. 17 » Tai Chi

The Gardens on Spring Creek, 2145 Centre Ave, 8 – 9 a.m., \$10, [fcgov.com/gardens/adult-classes](http://fcgov.com/gardens/adult-classes)

### Aug. 17 » Yoga in the Garden

The Gardens on Spring Creek, 2145 Centre Ave, 9:15 a.m. – 10 a.m., \$15, [fcgov.com/gardens/adult-classes](http://fcgov.com/gardens/adult-classes)

### Aug. 17 » Watercolor Journaling: Late Summer Gardens

The Gardens on Spring Creek, 2145 Centre Ave, 9:30 a.m. – 12:30 p.m., \$65, [fcgov.com/gardens/adult-classes](http://fcgov.com/gardens/adult-classes)

### Aug. 17 » Bonsai Show

The Gardens on Spring Creek, 2145 Centre Ave, 10 a.m. – 4 p.m., Free with admission, [fcgov.com/gardens/adult-classes](http://fcgov.com/gardens/adult-classes)

(CONTINUED ON PAGE 8)

# Dry & Shade

**To be clear, the focus of this article is on shady spots of your landscape that do not receive regular water, but that doesn't mean they aren't maintained. It also means that you might provide some irrigation in exceptionally dry years. But for the most part, these are areas that generally only receive snow and rain as their sources of moisture.**

In simple terms, shade is darkness caused by the interception of sunlight. The slang term “throw shade” means to sneer or give a look of contempt — so you could throw shade at shade. Landscape shade can be caused by buildings, structures, trees, or larger shrubs. Shade under a honeylocust, which has small leaflets that allow filtered sunlight to reach the ground, is different than shade under a blue spruce, which has a dense canopy and blocks more sunlight. Morning shade is different from afternoon shade, based on the sun's angle.



If you've read plant tags, you've probably seen various terms describing the preferred light for plants. Refer to the chart for general recommendations of what those terms mean. Much of gardening is trial and error. Perhaps you find that coral bells do best with morning sun and afternoon shade, but columbine bloom well in full shade for much of the day.

Sunlight can be broken down into two forms: quantity and quality. Quantity is how much sunlight is available to plants (i.e. how many hours of sunlight does an area receive each day?). Quality comes down to wavelengths, and without going into a lecture about the light spectrum and far-red light, it essentially means that all light isn't the same. Plants prefer light in certain wavelengths — and taller plants will intercept and use the best light (like at the top of a tree). The remaining light that filters below the canopy will be of poorer quality. You've probably seen this with your turf in shady spots — it can be spindly, weak, and thin. While the turf prefers better quality (and quantity) sunlight, it makes do with what it receives.

As your landscape matures, you're going to face new challenges. Trees get bigger and cast more shade. This may mean changing plant material to be more shade tolerant (including your turf). It might also mean that you prune trees to open to the canopy to allow for more light to reach the surface below. If you change plant material, consider both color and texture to brighten up darker spaces. Plants that have darker foliage and flowers tend to recede into the landscape, but those with white, silver or chartreuse foliage will “pop” and brighten up shady spots. In terms of texture, think of ways to contrast foliage and flowers and their various shapes and sizes. For example, larger leaves (i.e. *Brunnera*) can be paired with more ferny foliage (i.e. bleeding heart (*Dicentra*)).

When considering plants, spring-blooming bulbs can be an unsung hero of the dry shade garden. Not only do these plants usually thrive on Mother Nature's precipitation, they also take advantage of winter moisture for their beautiful blooms. They usually bloom before deciduous trees leaf out (so they take advantage of better light in spring) and are finished when the tree's canopy casts heavier shade. Bulbs to plant in these spaces include daffodils (*Narcissus*), species tulips (*Tulipa speciosa*), grape hyacinth (*Muscari*), squill (*Scilla*), and anemone (*Anemone*).

Perennials that thrive in dry shade include Lenten rose (*Helleborus*), columbine (*Aquilegia*), lady's mantle (*Alchemilla*), coral bells (*Heuchera*) and dwarf blue fescue (*Festuca ovina glauca*), which are adorable smaller ornamental grasses. Shrubs for dry shade include privet (*Ligustrum vulgare*), creeping Oregon grapeholly (*Berberis repens*), viburnums, and manzanita (*Arctostaphylos*). 🌱



by Alison O'Connor, PhD, CSU Extension in Larimer County, Extension Professor of Horticulture

**Full Sun** · 6 OR MORE HOURS OF DIRECT SUMMER SUN PER DAY

**Light Shade** · 3 - 5 HOURS OF DIRECT SUN IN THE SUMMER

Sunny enough for some sun-loving plants that will grow with many shade plants

**Partial Shade** · AT LEAST 2 HOURS OF DIRECT SUN, SHADED AT LEAST HALF THE DAY

Consider time of day: morning sun is cooler than afternoon sun

**Full Shade** · LESS THAN 1 HOUR OF DIRECT SUN EACH DAY OR DAPPLED SHADE MOST OF THE DAY

Can be the result of trees or north side of buildings or fences

**Deep Shade** · NO DIRECT SUN OR LITTLE INDIRECT LIGHT REACHES THE GROUND

Under thick evergreen trees, under decks or passageways between houses

As you navigate your landscape's dry shade, remember this quote from Fred Ale,

**“My green thumb came only as a result of the mistakes I made while learning to see things from the plant's point of view.”**



Aug. 20 » **Garden to Fork: Berries and Stone Fruit: Bursting with Flavor** The Gardens on Spring Creek, 2145 Centre Ave, 5:30 – 8 p.m., \$75, [fcgov.com/gardens/adult-classes](http://fcgov.com/gardens/adult-classes)

Aug. 21 » **Garden to Fork: Berries and Stone Fruit: Bursting with Flavor** The Gardens on Spring Creek, 2145 Centre Ave, 5:30 – 8 p.m., \$75, [fcgov.com/gardens/adult-classes](http://fcgov.com/gardens/adult-classes)

Aug. 23 » **CSU Extension: Pickling Vegetables** Larimer County Extension Office, 1525 Blue Spruce Dr., 12:30 – 3:30 p.m., \$25, registration required, [larimer.gov/foodpreservation](http://larimer.gov/foodpreservation)

Aug. 24 » **Beekeeping: Beginning the Wind Down—Fall and Winter Management** The Gardens on Spring Creek, 2145 Centre Ave, 10 a.m. – 12 p.m., \$18, [fcgov.com/gardens/adult-classes](http://fcgov.com/gardens/adult-classes)

Aug. 24 – Sept. 2 » **Yard Sale** Fort Collins Nursery, 2121 E. Mulberry St., [fortcollinsnursery.com](http://fortcollinsnursery.com)

Aug. 24 » **Yoga in the Garden** The Gardens on Spring Creek, 2145 Centre Ave, 9:15 – 10 a.m., \$15, [fcgov.com/gardens/adult-classes](http://fcgov.com/gardens/adult-classes)

Aug. 27 » **Garden to Fork: Chilies: Sweet and Spicy** The Gardens on Spring Creek, 2145 Centre Ave, 5:30 – 8 p.m., \$75, [fcgov.com/gardens/adult-classes](http://fcgov.com/gardens/adult-classes)

Aug. 28 » **Garden to Fork: Chilies: Sweet and Spicy** The Gardens on Spring Creek, 2145 Centre Ave, 5:30 – 8 p.m., \$75, [fcgov.com/gardens/adult-classes](http://fcgov.com/gardens/adult-classes)

Aug. 29 » **Twilight Garden Series: Blooms!** The Gardens on Spring Creek, 2145 Centre Ave, 6 – 8 p.m., \$10 (registration preferred), [fcgov.com/gardens/twilight-garden-series](http://fcgov.com/gardens/twilight-garden-series)

Aug. 31 » **Tai Chi** The Gardens on Spring Creek, 2145 Centre Ave, 8 – 9 a.m., \$10, [fcgov.com/gardens/adult-classes](http://fcgov.com/gardens/adult-classes)

Sept. 2 » **Garden to Fork: Tomatoes: Sweet and Savory** The Gardens on Spring Creek, 2145 Centre Ave, 5:30 – 8 p.m., \$75, [fcgov.com/gardens/adult-classes](http://fcgov.com/gardens/adult-classes)

Sept. 3 » **Garden to Fork: Tomatoes: Sweet and Savory** The Gardens on Spring Creek, 2145 Centre Ave, 5:30 – 8 p.m., \$75, [fcgov.com/gardens/adult-classes](http://fcgov.com/gardens/adult-classes)

Sept. 7 » **Tai Chi** The Gardens on Spring Creek, 2145 Centre Ave, 8 – 9 a.m., \$10, [fcgov.com/gardens/adult-classes](http://fcgov.com/gardens/adult-classes)

Sept. 7 » **Goat Yoga in the Garden** The Gardens on Spring Creek, 2145 Centre Ave, 9:15 – 10 a.m., \$25, [fcgov.com/gardens/adult-classes](http://fcgov.com/gardens/adult-classes)

Sept. 7 » **Autumn Reflections Insight + Sound Workshop** The Gardens on Spring Creek, 2145 Centre Ave, 9:30 a.m. – 12 p.m., \$55, [fcgov.com/gardens/adult-classes](http://fcgov.com/gardens/adult-classes)

(CONTINUED ON PAGE 9)

## VEGETABLE GARDENING IN CONTAINERS

**Summer is well underway and floral containers are flourishing. But why stop with flowers? Have you tried growing vegetables in containers? Even in a limited space you'll find all the benefits of floral containers, along with a side of nutrition. And it doesn't have to stop there. They're also ideal for gardens with poor soil or those who would rather enjoy the fruits of their labors without having to spend evenings weeding a vegetable bed.**

Keeping in mind the mature size and type of vegetables you are planting, you can use nearly any container you'd like, provided it has drainage and has never contained toxic materials. However, due to their limited root space, container plants will require more frequent watering and fertilization. Always follow the manufacturer's directions on whichever fertilizer you use.

Combining the recommendations above — along with a good potting mix and proper light — you're on your way to a bumper crop of container deliciousness.

Wondering which vegetables to plant? At this time of year, it's getting a bit late to start warm season container crops such as tomatoes. If you're willing to take a chance, though, you may still find a few starter plants at the nursery. There's always something special about nibbling a sun-warmed cherry tomato from your patio container.

From now until mid-August, you can prepare for a second round of cool season planting. This is where leafy greens, beets and short-rooted carrots can thrive again. Broccoli, cabbage, cauliflower, kale and collards are even said to be at their best in a fall harvest.

Most of these plants prefer at least six to eight hours of direct sun. Fortunately, when they're in a container you can move them accordingly.

As you plan your cool season container vegetables, keep in mind the average first killing frost in Larimer County can be mid-September. And because Colorado's weather is inconsistent, the killing frost could occur anytime between early September and October. Keep some plant covers handy to protect your containers as the nights cool down. Old sheets or blankets that don't touch the plant should do the trick for any light frosts. Remove the blankets in the morning as the weather warms. 🌸



**Please note:**



by Beth Thiret, CSU Extension Master Gardener in Larimer County



For a complete list of vegetables suitable for containers and their prime season, follow the QR Code.

# THROWIN' SHADE

## events 'n classes

### Grasses and trees rarely grow harmoniously together in nature.

You find few trees growing in prairies, and few grass species grow well in forests. In the oak savannas of North America, trees and native grasses coexist because the trees are spaced widely apart — so dense shade doesn't suppress the growth of the grasses. In our managed urban home landscapes, we create an arranged marriage between trees, shrubs, buildings, and fences (shade!) and lawn grasses that are, for the most part, intolerant of that shade. As a new home landscape matures from mostly lawn and young trees and shrubs when first planted, to a much shadier landscape in later years, the grass struggles to stay healthy. So, what can you do when your lawn begins to thin out in your maturing landscape — and even dies out in spots?

If you want to keep healthy grass in the shadiest parts of your landscape, consider overseeding the lawn with shade-tolerant grasses: creeping red, hard and Chewings fescues being the most shade-tolerant of the turfgrass species. In more moderate shade (2 – 3 hours of direct sun during the day), turf-type tall fescue can do well. Continuously overseeding bluegrass or perennial ryegrass in shady lawns, with the hope of it surviving, isn't effective in the long-term.

Managing turf in shade can be tricky. Mow as tall as your mower can be set. Fertilize once or twice yearly, emphasizing fall (September) fertilization; lawns that are 15 – 20+ years-old don't need much more than that. While perhaps counterintuitive, water the lawn after midnight and before 8 or 9 a.m. to reduce the number of hours of moisture on the grass.

If having healthy grass in the shade isn't a priority, a simpler solution would be to cover the soil in shady areas with mulch. This will benefit the trees and shrubs as well and is easier to maintain than unhealthy grass that is prone to weed invasion (see Alison's article about ornamentals you can plant in these dry, shady, mulched areas). And, to dispel a very commonly held turf myth, grass doesn't grow well under evergreen trees (spruce, pines) because of low light, dry conditions and smothering by shed needles. It's NOT because of acidity from the needles; anyone (or the internet) that tells you otherwise is just plain wrong. Leave the needles under your evergreen trees — it's free mulch and the healthiest thing to do for your trees! 🌿

by Tony Koski, Professor and Extension Turf Specialist, Colorado State University, Dept. of Horticulture and Landscape Architecture



Sept. 7 » **Intro to Watercolor: Beginning Watercolor**  
The Gardens on Spring Creek, 2145 Centre Ave, 9:30 a.m. – 3:30 p.m., \$85, [fcgov.com/gardens/adult-classes](http://fcgov.com/gardens/adult-classes)

Sept. 16 » **Xeriscape Walking Tour: Visit Xeriscape Gardens**  
Offered through Engage Fort Collins, Old-town starting location will be on the website, 5:30 – 7:30 p.m., Free, sign up on website required, [engage.fcgov.com](http://engage.fcgov.com)

### FREDERICK

July 20 » **Master Gardener Q&A Booth at Chainsaws & Chuckwagons** Centennial Park, 630 Eighth St., 11 a.m. – 7 p.m., Open to the public, [frederickco.gov/234/Events](http://frederickco.gov/234/Events)

### LOVELAND

**Native Plant Sale** — 100+ species of native plants available  
High Plains Environmental Center, 2698 Bluestem Willow Dr., Pricing and ordering online, [suburbitat.org](http://suburbitat.org)

July 13 » **Guided Interpretive Trail Walk**  
High Plains Environmental Center, 2698 Bluestem Willow Dr., 9 – 10:30 a.m., Free, Donations appreciated, [suburbitat.org](http://suburbitat.org)

July 20 » **Kinston Garden Club: Beat the Heat, Extending the Gardening Season** Kinston HUB, 6402 Union Creek Dr., 9 – 10:30 a.m., Free, Donations appreciated

July 22 – 26 » **Rugged Research Nature Camp**  
High Plains Environmental Center, 2698 Bluestem Willow Dr., 8:30 a.m. – 4:30 p.m., Price Information: [ruggedresearch.org](http://ruggedresearch.org), signup: [ruggedresearch.org/hpeca.m.ps](http://ruggedresearch.org/hpeca.m.ps)

Aug. 3 » **HPEC Bird Walk & Bird Banding**  
High Plains Environmental Center, 2698 Bluestem Willow Dr., 9 – 11 a.m., Free, Donations appreciated, [suburbitat.org](http://suburbitat.org)

Aug. 10 » **Guided Interpretive Trail Walk**  
High Plains Environmental Center, 2698 Bluestem Willow Dr., 9 – 10:30 a.m., Free, Donations appreciated, [suburbitat.org](http://suburbitat.org)

Aug. 24 » **Chapungu Sculpture Park Garden Walk**  
Chapungu Sculpture Park, 6105 Sky Pond Dr., 10 a.m. – 12 p.m., Free, Donations appreciated, [suburbitat.org](http://suburbitat.org)

Aug. 31 » **Rocky Mountain Raptor Program Presentation** (LIVE RAPTORS) High Plains Environmental Center, 2698 Bluestem Willow Dr., 9 – 10:30 a.m., Free, Donations appreciated, [suburbitat.org](http://suburbitat.org)

Sept. 7 » **HPEC Bird Walk & Bird Banding**  
High Plains Environmental Center, 2698 Bluestem Willow Dr., 9 – 11 a.m., Free, Donations appreciated, [suburbitat.org](http://suburbitat.org)

### MILLIKEN

Aug. 10 » **Master Gardener Q&A Booth at Milliken Beef 'n Bean Day** 320 Centennial Dr., 11 a.m. – 4 p.m., Open to the public

(CONTINUED ON PAGE 10)



## events 'n classes

### WINDSOR

July 17 » **Treasure Island Demonstration Garden**

**Classes: Right Plant in the Right Place** Treasure Island Demonstration Garden, 31500 Laku Lake Rd., south of Eastman Park, 10 – 11 a.m., Free, [recreationliveshere.com](http://recreationliveshere.com)

July 23 » **Tree Walk in Windsor's Main Park**

Windsor Main Park, Meet at the shelter on the south side of the park near the restrooms, 5 – 7 p.m., Free

Aug. 7 » **Windsor Lunch and Learn: Seed Saving**

Clearview Library, 720 3rd St., 12 – 1:30 p.m., Open to the public, [clearviewlibrary.org](http://clearviewlibrary.org)

Aug. 21 » **Treasure Island Demonstration Garden**

**Classes: Plant Dividing and Tree Pruning** Treasure Island Demonstration Garden, 31500 Laku Lake Rd., south of Eastman Park, 10 – 11 a.m., Free, [recreationliveshere.com](http://recreationliveshere.com)



Compiled by Kathleen Atkins,  
CSU Extension Master Gardener  
Event information is welcome at  
[nocobloomevents@gmail.com](mailto:nocobloomevents@gmail.com)

COME VISIT AND LET YOUR SENSES

# BLOOM



**THE GARDENS**  
ON SPRING CREEK



Saturdays, 9 a.m. – 1 p.m.  
May 18th – October 26th  
200 W. Oak St., Fort Collins

LARIMER COUNTY



**FARMERS'  
MARKET**

Get Fresh on Saturdays  
in Old Town

The Larimer County Farmers' Market is brought to you by:

Learn more · Find a vendor map · Search for products  
**LarimerCountyFM.org**



**LARIMER COUNTY**  
COLORADO STATE UNIVERSITY  
EXTENSION





**Need Plant Advice?**



**We Can Help!**



**Fort Collins  
NURSERY**

**Expert Gardening Tips & Support All Year Long**

2121 E. Mulberry St., Fort Collins, CO 80524 • 970-482-1984 • [www.FortCollinsNursery.com](http://www.FortCollinsNursery.com)



# ORIGAMI IN THE GARDEN

**JUNE 1 – NOV. 4, 2024**

This summer, let your imagination unfold at The Gardens on Spring Creek.




**THE GARDENS  
ON SPRING CREEK**



[fcgov.com/gardens](http://fcgov.com/gardens)

# **JULY** IS SMART IRRIGATION MONTH!



Make sure to check with your water provider for rebates when purchasing new water-saving irrigation equipment. Find out more about how to water wisely at [fcgov.com/water-wise-lawncare](http://fcgov.com/water-wise-lawncare)

24-26606



## **ADJUST**

Don't apply more water than the soil can absorb at one time. Adjust your controller to a cycle-soak schedule.



## **WATER**

Water grass deeply no more than two days a week to develop deeper, drought-resilient roots. Water only when grass shows signs of wilt.



## **INSPECT**

Once a week, inspect zones while they are operating. Check for leaks, breaks and pressure problems, and fix them.



## **REMOVE**

Get rid of non-functional turf areas and consider replacing them with a water-wise landscape.