

NoCo Bloom

LATE SPRING 2017



MEET OUR MOST ELIGIBLE
edibles

BURY
YOURSELF IN
**BACKYARD
POTATOES**

GET FRESH
AT THE
**FARMERS'
MARKETS**

THERE MUST BE
7 WAYS TO
**LOVE YOUR
LAWN**



Colorado State University
Horticulture and Landscape Architecture
301 University Ave.
Fort Collins CO 80523-1173
Bldg. Shepardson 111
970-491-7019
hortla.agsci.colostate.edu



CSU Extension in Larimer County
1525 Blue Spruce Dr.
Fort Collins, CO 80524-2004
970-498-6000
larimer.org/ext



The Gardens on Spring Creek
and City of Fort Collins
2145 Centre Ave.
Fort Collins, CO 80526
970-416-2486
fcgov.com/gardens

NoCo Bloom

Please note: If you are a gardener needing help and live in Weld County, visit the Weld Extension Office at weldgov.com/departments/csu_extension or call directly to 970-400-2066 for assistance.

We want to hear from you! For inquiries, please contact Korrie Johnston (kjohnston@fcgov.com) at the Gardens on Spring Creek.

Hello Fellow Gardeners!

Living in Colorado for over a decade has confirmed one thing—there's no such thing as “normal” when it comes to weather. Take this spring for example...we saw ornamental pear trees blooming in March! It makes me wonder what's in store for the rest of the season.

Fortunately, we can plant vegetables that can adapt to ever-changing weather, like those offered by the All-America Selection program. Potatoes, everyone's favorite tuber, are also smart for Front Range gardens and are surprisingly easy to grow.

Our turf specialist, Tony Koski, offers seven tips to love your lawn this spring. If you prefer to buy produce instead of growing it, be sure to visit your farmer's market—all the markets open by June.

No matter how you enjoy the harvest, you'll find helpful advice and tips in this issue of *NoCo Bloom*.

Dr. Jessica G. Davis
HLA Department Head
Colorado State University

Dr. Alison O'Connor
Horticulture Extension Agent
CSU Extension in Larimer County

Michelle Provaznik
Executive Director
The Gardens on Spring Creek



Bury Yourself in Backyard Potatoes

Dr. Rob Davidson
Dept. of Horticulture and Landscape Architecture
Colorado State University



One of the easiest vegetables to grow in your home garden, plus pack a tremendous value, are potatoes! What is needed to produce high quality potatoes? First, purchase certified seed to avoid disease and varietal problems. Avoid using store bought potatoes typically used for consumption as they are often unsuitable as seed. Second, prepare your seed and seed bed for planting. Whole seed up to three ounces can be used. Larger tubers can be used when cut into smaller pieces with two to three eyes per piece. Make sure to use a sharp knife dipped in a simple disinfectant solution (one part bleach to nine parts water for a 10% chlorine solution) between tubers. Let the cut pieces heal in a warm, humid place 3-4 days prior to planting.



The seed bed should be tilled and fertilized appropriately. For commercial type fertilizers, use about one pound fertilizer for each 20' of row length (like 20:20:20). If growing organic, make sure to use well-composted material or till in manure the year before growing potatoes to avoid burning the plants. Plant seed pieces 4-5" deep into soils, which are above 45° F, typically in early April to mid-May. Plants should be spaced about 10-12" from each other within the row and the rows about 36" apart.

Water the potatoes lightly until they have emerged. After the plants have reached 12" tall, hill each plant with soil 8" up around the stem and about one

foot wide in the row. This allows proper tuber formation. If you do a poor job of hilling, the plants will not produce many tubers, the tubers turn green from the light, and taste bitter. Water the plants regularly and thoroughly wet the soil, about every three to five days. As the plants grow, they will flower, set tubers, and mature while turning yellow (usually 90-110 days after planting). As the plants mature, back off on the water. When plants have finally died, leave the potatoes in the ground for up to three weeks to promote skin set.



Harvest the potatoes; be gentle if you plan to store for any length of time. The skin set on the tuber is critical for storage and will keep the potatoes from dehydrating. Good potatoes can be stored for three to six months in a dark, cool, humid area without sprouting and/or drying out. Place them in a burlap sack to allow for air movement since the tubers do respire during storage. Any tubers which sprout are perfectly safe to eat after breaking off the sprouts.

For further information on vegetable gardening, contact your local extension office or visit extension.colostate.edu/garden. 🌱

may events

FORT COLLINS

May 13-14 - Spring Plant Sale. Gardens on Spring Creek. 2145 Centre Ave. Free admittance. fcgov.com/gardens

May 13 - Art in the Greenhouse with Trish Murtha, Loveland Watercolor Artist. Gulley Greenhouse, 6029 S. Shields St. \$35 (teens & adults), gullygreenhouse.com

May 18 - StorySprouts with EarthBeat Dance. Gardens on Spring Creek. 2145 Centre Ave. \$10 per child fcgov.com/gardens

May 20 - Just Drip It! Gardens on Spring Creek. 2145 Centre Ave. \$10. fcgov.com/gardens

May 20 - Tree Pruning Secrets Revealed! Gardens on Spring Creek. 2145 Centre Ave. \$18. fcgov.com/gardens

May 20-21 - Master Gardeners Q&A. Gulley Greenhouse. 6029 S. Shields St. Free. gullygreenhouse.com

May 20 - Habitat Hero with Ann Grant, representing Audubon Rockies. Gulley Greenhouse. 6029 S. Shields St. Free. gullygreenhouse.com

May 25 - StorySprouts with EarthBeat Dance. Gardens on Spring Creek. 2145 Centre Ave. \$10 per child. fcgov.com/gardens

May 27 - Rethinking the Role of Food in Your Life and Community with Dawn Thilmany McFadden. Professor & Agribusiness Extension Economist. Gulley Greenhouse. 6029 S. Shields St. \$15 (teens & adult). gullygreenhouse.com

May 27 - Cooking Demonstration Using Market Produce. Larimer County Farmers Market. 200 W. Oak St. Free. larimercountyfarmersmarket.org

May 27 - Market Music: Tune Farmer Music Group, Larimer County Farmers' Market, 200 W. Oak St. Free. larimercountyfarmersmarket.org

GREELEY

May 18 - Northern Colorado Beekeepers Association: State of the Honey Industry. Kerst Barn. 17765 Hwy 392. \$5 non-members. nocobees.org

CALENDAR COORDINATOR

Kathleen Atkins, Master Gardener
Colorado State University Extension
Please submit your gardening classes & events to nocobloomevents@gmail.com.



may events

LOVELAND, BERTHOUD

May 13 - Berthoud Historical Society Garden Group Spring Festival and Plant Sale. Little Thompson Valley Pioneer Museum Courtyard. 224 Mountain Ave. Berthoud. Free admittance. berthoudhistoricalsociety.org/gardengroup

May 13 - Planting at the Berthoud Community Garden. Community Garden. Pioneer Park. East Indiana Ave & NE 2nd St. Berthoud. Free admittance. berthoudlocal.org

May 13 - Loveland Garden Club Plant Sale Antique & Artisan Market. All Saints Episcopal Church. 3448 N. Taft Ave. Loveland. Free admittance. lovelandgardenclub.com

May 14 - Grand Opening and Native Plant Sale. High Plains Environmental Center. 2968 Bluestem Willow Dr. Loveland. Free admittance. suborbitat.org

May 14 - LWP Community Stewardship Series: Growing Vegetables. Loveland Library. 300 N. Adams Ave. Loveland. Free with registration. cityofloveland.org/LWPLectures

May 20 - Monthly Bird Walk. High Plains Environmental Center. 2968 Bluestem Willow Dr. Loveland. Free admittance. suborbitat.org

May 20 - Northern Water Conservation Gardens Fair. Northern Conservation Water Conservancy District. 220 Water Ave. Berthoud, Free admittance. northernwater.org

june events

FORT COLLINS

June 3-17 - Butterfly Pavilion/Birthday Bash. Gulley Greenhouse. 6029 S. Shields St. Free. gulleygreenhouse.com

June 3 - Northern Colorado Beekeepers Association Pollinator Education. Larimer County Farmers' Market. 200 W. Oak St. Free. larimercountyfarmersmarket.org

June 3 - Mind/Body Circuit Fitness. Larimer County Farmers' Market. 200 W. Oak St. Free. larimercountyfarmersmarket.org

June 3 - Market Music: The Seers Music Group. Larimer County Farmers' Market. 200 W. Oak St. Free. larimercountyfarmersmarket.org

June 5-9 - Summer Camp-Gardeners & Chefs-Allergy Aware. Gardens on Spring Creek. 2145 Centre Ave. \$135. Registration required. fcgov.com/gardens

THERE MUST BE SEVEN WAYS TO LOVE YOUR LAWN

*Tony Koski, Turf Specialist
CSU Department of Horticulture & Landscape Architecture*



1. Aerate your lawn, Dawn! Pulling those plugs reduces compaction, encourages root growth, helps control thatch, and improves water and nutrient movement into the soil.

2. Sharpen your mower blade, Wade! Do you remember the last time you did this? Outdoor equipment shops can do this inexpensively. Or check with your favorite nursery/garden center, many of which will have blade sharpening days scheduled for your convenience on Saturdays.

3. Fertilize the grass, Cass! Especially if you can't remember the last time you did! Use a fertilizer that contains a mix of quickly available nitrogen and controlled release N, to provide gradual, controlled feeding of your lawn. Natural organic fertilizers provide this desirable slow feeding by virtue of their makeup.


4. Check your sprinkler system, Kristen! Just because water comes out of all of the heads when you fire it up doesn't mean it applies water uniformly. To avoid summer brown spots, make sure heads are coming up all the way AND perfectly straight, are turning like they are supposed to, aren't plugged, and are overlapping adequately. Even better, schedule an irrigation system audit through your water provider's conservation division (it's usually free!).

5. Spot treat, Pete! Use a broad spectrum, "weed be gone" type herbicide on dandelions, thistle, and other broadleaf weeds. If you prefer to not use synthetic weed control products, iron-containing, "natural" weed control products can also work—but you will have to reapply them 3-4 times until the weed finally gives up and doesn't grow back.

6. Get a Lawncheck, Beck! If you are having problems with your lawn that keep recurring and you can't seem to solve, consider scheduling a lawncheck visit through your county extension office. For a small fee, a lawncheck program provides unbiased, science-based diagnoses of problems and advice on how best to care for your lawn. In Larimer County, call 970-498-6000 to schedule a visit—or do it online at lawncheck.colostate.edu.

7. Enjoy your lawn, Ron! Play with the kids or grandkids, throw a ball with your dog, watch the robins hunt for worms, or play some croquet with the neighbors. Lawns should be places to have fun!

For answers to questions about gardening, trees, lawns, and other parts of your landscape visit CSU online at extension.colostate.edu/gardening, or talk to a Colorado Master Gardener on Mondays, Wednesdays, or Fridays between 9 am and 1 pm, at 970-498-6000. 🌿



Spring lawn aeration provides many benefits



Spot spraying in the spring can provide good control of broadleaf weeds



Use Protection

Risk Takers Beware

Michelle Provaznik, Director, Gardens on Spring Creek

Warm, dry winters and erratic spring weather causes some hopeful gardeners to plant earlier than recommended—especially annual containers and the vegetable garden. Planting before our average frost-free date of May 15 is always a risk. Fortunately, for those who want to test Mother Nature, there are some tricks and products to help you succeed.

WALL O'WATERS

These are green sheets of plastic with tubes that are filled with water. They form a teepee type structure over individual plants and offer protection down to 16 degrees. Additionally, they warm the air and soil around the plant allowing growth to occur earlier—giving each plant its own greenhouse.

FLOATING ROW COVER

This white fabric directly covers plants to protect them from frost (temperature



protection depends on the type of material used so check the manufacturer guidelines), insects and light hail/hard rains. Fabric should be pinned to the ground using landscape pins. You can use hoops to support the fabric creating tunnels so plants can continue to grow.

COLD FRAMES

Simple structures used to provide protection for groups of plants. Cold frames come in many shapes, sizes and materials (you can make your own from recycled materials). They are typically 1-2 feet tall with a lid that will let in sunlight. Lids open for care of plants, to vent the space, and can be left open when threat of frost has passed for continual growing. 🌱

june events

FORT COLLINS

June 10 - Yoga in the Gardens with Miramont Lifestyle Fitness. Gardens on Spring Creek. 2145 Centre Ave. \$10. fcgov.com/gardens

June 10 - Art in the Greenhouse with Trish Murtha-Loveland Watercolor Artist. Gulley Greenhouse. 6029 S. Shields St. \$25 (kids beginner class). gulleygreenhouse.com

June 10 - Food Preservation Demonstration & Free Pressure Gauge Testing. Larimer County Farmers Market. 200 W. Oak St. Free admittance. larimer.org/ext

June 10 - Market Music: Briant Wendt Music. Larimer County Farmers Market. 200 W. Oak St. Free. larimercountyfarmersmarket.org

June 12-16 - Summer Camp: Honey, We Shrank the Campers. Gardens on Spring Creek, 2145 Centre Ave. \$135 registration required. fcgov.com/gardens

June 13 - Twilight Garden Series: Celebrating Native Plants. Gardens on Spring Creek. 2145 Centre Ave. \$10 each/\$25 for all 3. hortla.agsci.colostate.edu

June 14 - Urban Homesteading Series: Introduction to Loom Knitting. Gardens on Spring Creek. 2145 Centre Ave. \$18. fcgov.com/gardens

June 15 - Liz Barnez Concert (benefit for Project Self-Sufficiency). Fort Collins Nursery. 2121 E. Mulberry St. \$12 adv/\$15 door. fortcollinsnursery.com

June 17 - Xeriscape Garden Party, City of Fort Collins Utilities, City Hall. 300 Laporte Ave. Free. fcgov.com/garden-party

June 17 - Property Tour (adults). Gulley Greenhouse. 6029 S. Shields St. Free. gulleygreenhouse.com

June 17 - Northern Colorado Beekeepers Association Pollinator Education. Larimer County Farmers' Market. 200 W. Oak St. Free. larimercountyfarmersmarket.org

June 17 - Market Music: Butch Hartson Music. Larimer County Farmers' Market. 200 W. Oak St. Free. larimercountyfarmersmarket.org

June 18 - Fairy Gardening Class. Fort Collins Nursery. 2121 E. Mulberry St. \$40. fortcollinsnursery.com

June 18 - Father's Day FREE Tree Planting Sale. Fort Collins Nursery, 2121 E. Mulberry St. Free admittance. fortcollinsnursery.com



PLANT IT FORWARD
Fighting Hunger from the Ground Up

Now is the time — Let's Plant it Forward

Calling any and every gardener in our community to join Plant it Forward this spring! Now is the time to plan and commit a space in your garden. From individuals to families, businesses & churches, to neighborhoods and community gardens, we are inviting you all to participate! Our goal is to reach 65,000 pounds of fresh produce donated to Food Bank for Larimer County from area gardens. Learn more and get email updates at plantitforwardnoco.org.

Meet the *Summer's* Most Eligible Edibles



Deb Courtner,
Colorado State University Master
Gardener in Larimer County

Would you like to add personality, punch and flavor to your garden this year? Then consider planting some 2017 All-America Selections edibles/vegetables winners. Four champions include Mini Love hybrid watermelon, Midnight Snack tomato, Patio Choice Yellow tomato, and Seychelles pole bean. Let's take a look at each of these dazzlers.

All-America Selections is a non-profit organization that coordinates with professional horticulturists and organizations to run trials each year of annuals, herbaceous perennials and edibles.



Colorado State University is one of approximately 80 AAS trial sites throughout the country. AAS judges, such as Dr. James Klett from CSU's Horticulture and Landscape Architecture Department, evaluate the results of the trials and select winners for various categories. Once judging is completed, AAS announces the winners on its website.

So when you spot the AAS logo on a package of seeds, you know you're buying a variety that has performed better than many others in rigorous trials. For more information about AAS winners, visit all-americanselections.org.



Mini Love
Watermelon

I'm an alluring Asian watermelon that doesn't hog refrigerator or garden space like my other compatriots do. You'll love my ability to produce flavorful, personal-sized melons on short vines.

AAS judges noted that the rinds, although thin, are crack- and split-resistant, reducing crop loss.

STATS

- VINE LENGTH 3 FEET 
- FRUIT WEIGHT 7-9 POUNDS 
- NUMBER OF FRUITS PER PLANT 4 TO 6 
- FLAVOR SWEET, REFRESHING, WITH FEW SEEDS
- DAYS TO HARVEST 70 DAYS FROM TRANSPLANT OR 80 DAYS FROM SEED SOWING IN THE GROUND



Midnight Snack
Tomato

I'm a dark, mysterious beauty that produces red cherry tomatoes that take on blackish-purple blush when I frolic in the sunlight. My fruit's unique coloration results from the accumulation of anthocyanin pigments, similar to those found in blueberries, which contributes to the tomato's antioxidant properties. This indeterminate variety requires staking.

STATS




- VINE LENGTH 5-6 FEET 
- FRUIT SIZE 1.5 INCHES 
- NUMBER OF FRUITS PER PLANT 100+
- FLAVOR TRADITIONAL RED CHERRY 
- DAYS TO HARVEST FROM TRANSPLANT 65-70
- SEED SOWING ISN'T ADVISABLE



PATIO CHOICE
YELLOW TOMATO

People usually describe me as cheerful and perky, ready to brighten your garden, whether in a container, hanging basket, or in the ground. I'm considered a luscious cherry tomato that grows vines only 18 inches long, loaded with 1-inch tomatoes. I move fast, not only can I be seed-sown; I can be harvested in a mere 65 days!

STATS




- NUMBER OF FRUITS PER PLANT 100+ 
- FLAVOR MILD, SWEET, WITH A SLIGHT TANG 
- DAYS TO HARVEST FROM TRANSPLANT 45 DAYS 



Seychelles
POLE BEANS

Elegant—that's what comes to mind when you see me. My straight, uniform, stringless pods offer outstanding flavor. Like Midnight Snack Tomato, I require staking, but the labor is worth it. My high yields and multiple crops during the growing season make me so popular with bean lovers.

STATS

- PLANT SIZE 7-9 FEET HIGH BY 6 INCHES WIDE 
- FRUIT SIZE 5-6 INCHES 
- NUMBER OF FRUITS PER PLANT MULTIPLE PICKINGS THROUGHOUT SEASON 
- DAYS TO HARVEST FROM SEED SOWING 55
- TRANSPLANTING SEEDLINGS ISN'T RECOMMENDED

june events

FORT COLLINS

- June 20 - Twilight Garden Series: Promoting Pollinators. CSU Annual Trial Gardens. 1401 Remington St. \$10 each/\$25 for all 3, hortla.agsci.colostate.edu
- June 21 - Urban Homesteading Series: Seed to Face-Gardening for Healthy Skin. Gardens on Spring Creek. 2145 Centre Ave. \$18. fcgov.com/gardens
- June 21 - Basics of Preserving Food Safely. Larimer County Extension. 1525 Blue Spruce Dr. Free. Registration required. larimer.org/ext
- June 22 - Family Yoga in the Gardens with Family Balance Yoga. Gardens on Spring Creek. 2145 Centre Ave. \$10 per child. fcgov.com/gardens
- June 24 - Fort Collins in Bloom! 35th Annual JLFC Garden Tour. Country Club Neighborhood. \$20. VIP \$35 (includes food and beverage samples). jlfortcollins.org
- June 24 - Rose Celebration: Rose Sugar or Citrus Scrub Class with Virginia Stephen. Gully Greenhouse. 6029 S. Shields St. \$20 teens & adults. gullygreenhouse.com
- June 24 - Market Music: Sawmill Music Group. Larimer County Farmers' Market. 200 W. Oak St. Free. larimercountymarket.org
- June 26-30 - Summer Camp-Garden Arts. Gardens on Spring Creek. 2145 Centre Ave. \$135-\$250 registration required. fcgov.com/gardens
- June 27 - Twilight Garden Series: Celebrating Native Plants. CSU Annual Trial Gardens. 1401 Remington St. \$10 each/\$25 for all 3. hortla.agsci.colostate.edu
- June 28 - Urban Homesteading Series: Pesto Quintet-Preserving Your Garden Herbs Five Ways. Gardens on Spring Creek. 2145 Centre Ave. \$18. fcgov.com/gardens

GREELEY, WINDSOR

- June 15 - Northern Colorado Beekeepers Association: Beekeeping Veterinarian Relationship Law. Kerst Barn. 17765 Hwy 392. Greeley. \$5 non-members. nocobees.org
- June 17 - Clearview Library DIY Fair & Swap Meet. Windsor-Severance Library. 720 3rd St. Windsor. Free. clearviewlibrary.org

Fresh is Fresh

Alison O'Connor, Horticulture Agent
Colorado State University Extension in Larimer County



It's the season for farmers' markets and they are a welcome sign of warmer days, backyard BBQs and the freshest produce one can buy. There is nothing more satisfying than having peach juice run down your chin or shucking corn that was picked that morning. Farmers' markets are a melting pot for the community, farmers and artisans.

The 42nd season for the Larimer County Farmers' Market kicks off in Downtown Fort Collins (200 West Oak Street, Larimer County Courthouse) on Saturday, May 20. The market is run by the CSU Extension Office in Larimer County, and Master Gardener volunteers handle day-to-day operations. As a bonus, they are also on hand at the market to answer your gardening questions. Extension Master Food Safety Advisors can help you preserve your food safely—just stop by and ask what to do with all your zucchini.

The LCFM is a growers-only market, so all vendors grow, make or produce what they sell. The LCFM is also proud to be a recipient of the Double Up program through LiveWell Colorado. Recipients of the Supplemental Nutrition Assistance Program (SNAP) can get their purchase matched up to a \$20 per visit to buy Colorado-grown fruits and vegetables.

Throughout summer the LCFM will also host many special events, so check out the website for the most up-to-date information, larimercountyfarmersmarket.org. Fortunately, Larimer and Weld Counties have several markets at which to shop, so there's likely one close to home (or work). 🌱

FORT COLLINS

Larimer County Farmers' Market*

Saturdays, 8 a.m. – noon
May 20 to October 28
200 W. Oak St, Downtown
larimercountyfarmersmarket.org

Fort Collins Farmers' Market*

Sundays and Wednesdays
11 a.m. – 3 p.m.
May to November
Ace Hardware parking lot
(on Harmony Rd)
fortcollinsfm.com

Drake Road Farmers' Market*

Saturdays, 10 a.m. – 1 p.m.
April 22 to September 30
802 W. Drake Rd.
drakeroadfarmersmarket.com

LOVELAND & BERTHOUD

Loveland Farmers' Market*

Tuesdays and Saturdays
11 a.m. – 3 p.m.
June to September
Hobby Lobby parking lot, Loveland
fortcollinsfm.com

City of Loveland Farmers' Market*

Sundays, 9 a.m. – 1:30 p.m.
June 25 to September 24
700 S. Railroad Ave. Loveland
cityofloveland.org/farmersmarket

Berthoud Local Farmers' Market

Saturdays, 9 a.m. – 1 p.m.
June 24 to September 30
Fickel Park, Berthoud
berthoudlocal.org

ESTES PARK

Estes Valley Farmers' Market

Thursdays, 8 a.m. – 1 p.m.
June 1 to September 28
Bond Park, E. Elkhorn Ave.

GREELEY & WINDSOR

Windsor Farmers' Market

Thursdays, 5:30 p.m. – 8:30 p.m.
June 29 to September 28
Boardwalk Park, Windsor
windsorgov.com/farmersmarket

City of Greeley Farmers' Market*

Saturdays, 8 a.m. – 1 p.m.
May 20 to September 30
902 7th Ave. (at the Depot),
Greeley

WELLINGTON

Wellington Farmers' Market

Thursdays, 4 p.m. – 8 p.m.
June 1 to October 26
Centennial Park
wellingtoncofarmersmarket.org

*accepts SNAP benefits



SPRING PLANT SALE MAY 12-14

GARDENS ON SPRING CREEK



The sale of the year is back! We have just what you need to grow a beautiful landscape, bountiful veggie garden, and lively containers. Gardens on Spring Creek, Colorado State University, Front Range Community College, along with High Plains Environmental Center and Colorado State Forest Service have cultivated thousands of plants just for you—for this one weekend only. Proceeds from the sale benefit each participating organization. Remember to help us save resources and bring your own carrying box to take your favorite plants home! More info and a complete list of plants at fcgov.com/gardens.

MEMBERS-ONLY:

FRIDAY, MAY 12, 3 - 6 P.M.

PUBLIC HOURS:

SATURDAY, MAY 13, 9 A.M. - 4 P.M.

AND SUNDAY, MAY 14, NOON - 5 P.M.

june events

LOVELAND, BERTHOUD

June 3 - Little Thompson Valley Pioneer Museum Open House & 3 Sisters Planting w/kids. Little Thompson Valley Pioneer Museum Courtyard. 224 Mountain Ave. Berthoud. Free. berthoudhistoricalsociety.org/gardengroup

June 6 - Berthoud Historical Society Garden Group: Drip Irrigation Basics. McCarty-Fickel Home Museum. 645 7th St. Berthoud. Free. berthoudhistoricalsociety.org/gardengroup

June 17 - Monthly Bird Walk. High Plains Environmental Center. 2968 Bluestem Willow Dr. Loveland. Free admittance. suburbitat.org

June 17 - Unique Cottage Gardens in East Downtown Loveland benefiting Loveland Youth Gardeners. Loveland Garden Tour & Art Show. Loveland. \$18 (\$15 in advance). lovelandyouthgardeners.org/loveland-garden-tour

June 27 - Basics of Preserving Food Safely. Loveland Public Library. 300 N. Adams Ave.

Grow With Us



Fort Collins NURSERY

Upcoming Events!

June 15: Rock Garden Concert
featuring Liz Barnez
(Fundraiser for Project Self-Sufficiency)

June 18: Fairy Gardening
Classes

June 18: Father's Day FREE
Tree Planting Sale

www.FortCollinsNursery.com

2121 E Mulberry
Fort Collins, CO
970-482-1984



Plants • Supplies • Garden Gifts • Tools • Fertilizer • Seeds



Plant this, Not That PASQUE FLOWERS

*Sherry Fuller, Curator
The Gardens on Spring Creek*

If you've been admiring your neighbor's crocus, but realize they must be planted in the fall, or miss the delicate spring wildflowers from back East, plant some pasque flowers instead. The ones you'll find in garden centers will be the stunning European varieties similar to our native pasque flowers but larger with flowers in shades of purple or red.

Pasque flowers are easy to grow in Colorado in full sun or part shade. They need regular water to establish, then are quite drought tolerant. Feathery seed heads follow the flowers and these are beautiful in a different way. The foliage grows taller after blooming, making a mound of ferny leaves about 12" tall and wide. 🌱



july events

BERTHOUD

July 1 - Berthoud Local Farmers Market Wellness Day. Fickel Park. N 7th St. Free admittance. berthoudlocal.org

FORT COLLINS

July 1 - Draped Hyper Tufa Pots. Gulley Greenhouse. 6029 S. Shields St. \$30 Teens & Adults. gulleygreenhouse.com

July 1 - Mind/Body Circuit Fitness. Larimer County Farmers' Market. 200 W. Oak St. Free. larimercountyfarmersmarket.org

July 1 - Market Music: Jacob Green Music. Larimer County Farmers' Market. 200 W. Oak St. Free. larimercountyfarmersmarket.org

EVERY MONDAY, WEDNESDAY & FRIDAY

Colorado Master Gardener Office Hours. Mornings. CSU Extension in Larimer County. 1525 Blue Spruce Dr. Fort Collins. Free. colostate.edu/Depts/CoopExt/Larimer


EVERY MONDAY & TUESDAY

Read and Seed. 2 sessions each day. Gardens on Spring Creek, 2145 Centre Ave. \$3 per child, fcgov.com/gardens



Thank you to the Buchholz family for allowing us to feature your outdoor living space.

OUTPOST SUNSPORT



Outpost Sunsport adds life to your

Outdoor Living

Hand-crafted patio furniture backed by an incredible warranty, O.W. Lee's furniture is designed and built to last for generations.



Monterra by O.W. Lee

931 E. Harmony #1 • Fort Collins, CO • 970.225.1455 • outpostsunsport.com



Water Wise Tips for Home Veggie Gardeners

Liesel Hans, Ph.D., Water Conservation Manager, Fort Collins Utilities

DID YOU KNOW?

In semi-arid regions like the Front Range, gardeners often overwater. Too much water can be more damaging to plants than too little. Although veggies can require a lot of water and contribute to high summer water bills, there are a few ways you can water wisely and have fresh, home-grown food.

Q: HOW SHOULD I PREPARE MY GARDEN?

A: You can improve your soil with organic matter like compost. This will increase moisture retention, which means you water less. If you compost year-round, you'll not only be keeping food waste out of the landfill but also have ready-to-use organic matter for next year's garden.

Keep pesky grass away by using raised beds or surrounding your garden with a pathway. Nearby plants and grass steal the water

intended for your veggies, meaning you'll have to apply more water than necessary. After planting, apply 2-3 inches of organic mulch to keep weeds away and help water stay.

Q: HOW SHOULD I WATER MY GARDEN?

A: A drip system is the best way to ensure water is applied slowly and right to the root zone. Don't forget to use a timer and water filter. If you like watering by hand, use an automatic shut-off nozzle. Forgetting a running hose can really add up on your water bill and may damage your garden.

Q: WHAT CAN I DO THROUGHOUT THE GROWING SEASON?

A: Tackle weeds early and often as they aggressively compete for water. Avoid watering during the day when the sun and wind will evaporate up to 50 percent of the water. Be sure to check soil moisture below the surface before watering; sometimes the top layer is dry but the root zone is moist enough to delay watering. Finally, give yourself a break when it rains—let nature do the work! ☘



20% Off
LAWN CARE PROGRAM
 Commemorating *National Lawn Care Month*

- 5 applications from early spring to late fall
- Nutrients for a dense lawn and healthy roots
- Weed control all season long
- Free courtesy visits and property evaluations



Take advantage of our special offer
970.284.8031

*Requires the purchase of a 5-Time Lawn Care Program. Available on lawns up to 10,000 square feet. Residential customers only. May not be combined with any other offers. Other restrictions may apply. Expires May 15, 2017.



UNDERSTAND YOUR SPRINKLER SYSTEM



CONTROL YOUR CONTROLLER



CONQUER YOUR WATER USE

LEARN MORE AND SIGN UP
FOR A **FREE SPRINKLER AUDIT**

fcgov.com/sprinkler-help, 970-212-2900 or V/TDD 711

Auxiliary aids and services are available for persons with disabilities.

