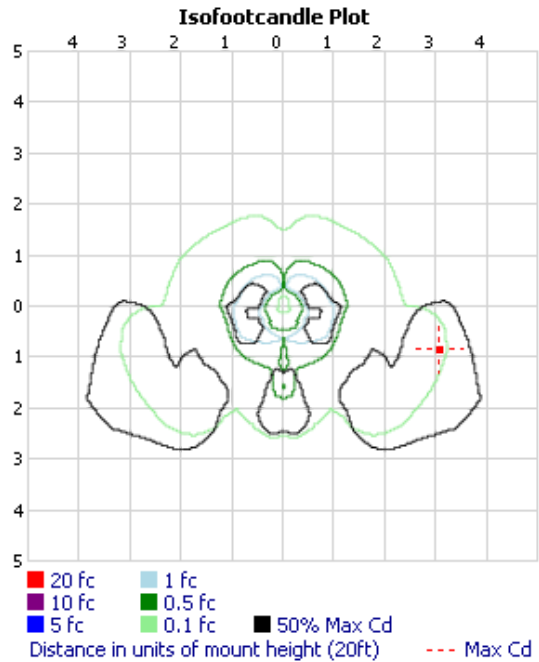
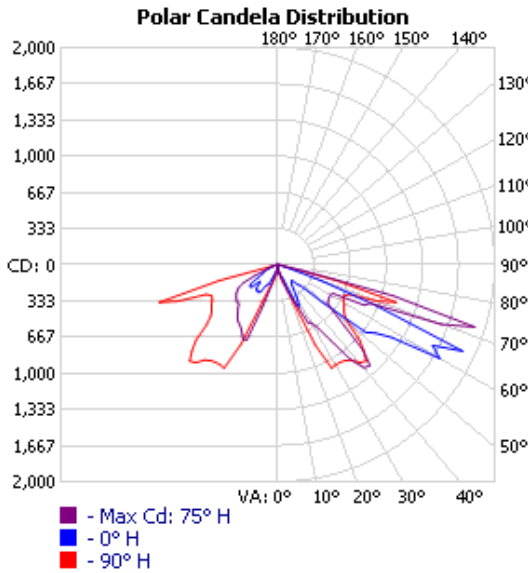


**OUTDOOR PHOTOMETRIC REPORT**  
CATALOG: PTU070HP00XC3X

TEST #: 500206  
 TEST LAB: ACUITY BRANDS LIGHTING GRANVILLE LAB  
 ISSUE DATE: 8/5/2014  
 CATALOG: PTU070HP00XC3X  
 DESCRIPTION: UTILITY POSTOP FULL CUTOFF  
 SERIES: UTILITY SERIES  
 LAMP CAT #: LU70 - E-23.5  
 LAMP: 70W CLEAR HPS  
 LAMP OUTPUT: 1 LAMP, RATED LUMENS/LAMP: 6400  
 BALLAST / DRIVER: EC-2666-D, HIGH REACTANCE MTB  
 INPUT WATTAGE: 91  
 LUMINOUS OPENING: RECTANGLE (L: 10.56", W: 10.56")  
 MAX CD: 1,906.0 AT HORIZONTAL: 75°, VERTICAL: 72.5°  
 CUTOFF CLASS: FULL CUTOFF  
 ROADWAY CLASS: MEDIUM, TYPE III  
 EFFICIENCY: 50.1%



VISUAL PHOTOMETRIC TOOL 1.2.47 COPYRIGHT 2014, ACUITY BRANDS LIGHTING.  
 THIS PHOTOMETRIC REPORT HAS BEEN GENERATED USING METHODS RECOMMENDED BY THE IESNA. CALCULATIONS ARE BASED ON PHOTOMETRIC DATA PROVIDED BY THE MANUFACTURER, AND THE ACCURACY OF THIS PHOTOMETRIC REPORT IS DEPENDENT ON THE ACCURACY OF THE DATA PROVIDED. END-USER ENVIRONMENT AND APPLICATION (INCLUDING, BUT NOT LIMITED TO, VOLTAGE VARIATION AND DIRT ACCUMULATION) CAN CAUSE ACTUAL PHOTOMETRIC PERFORMANCE TO DIFFER FROM THE PERFORMANCE CALCULATED USING THE DATA PROVIDED BY THE MANUFACTURER. THIS REPORT IS PROVIDED WITHOUT WARRANTY AS TO ACCURACY, COMPLETENESS, RELIABILITY OR OTHERWISE. IN NO EVENT WILL ACUITY BRANDS LIGHTING BE RESPONSIBLE FOR ANY LOSS RESULTING FROM ANY USE OF THIS REPORT.



**OUTDOOR PHOTOMETRIC REPORT**  
 CATALOG: PTU070HP00XC3X



**ZONAL LUMEN SUMMARY**

ZONE	LUMENS	% LAMP	% LUMINAIRE
0-30	327.2	5.1%	10.2%
0-40	880.9	13.8%	27.5%
0-60	2,089.2	32.6%	65.2%
60-90	1,115.2	17.4%	34.8%
70-100	425.7	6.7%	13.3%
90-120	0	0%	0%
0-90	3,204.4	50.1%	100%
90-180	0	0%	0%
0-180	3,204.4	50.1%	100%

**LUMENS PER ZONE**

ZONE	LUMENS	% TOTAL	ZONE	LUMENS	% TOTAL
0-10	3.8	0.1%	90-100	0	0%
10-20	41.2	1.3%	100-110	0	0%
20-30	282.2	8.8%	110-120	0	0%
30-40	553.7	17.3%	120-130	0	0%
40-50	621.8	19.4%	130-140	0	0%
50-60	586.6	18.3%	140-150	0	0%
60-70	689.5	21.5%	150-160	0	0%
70-80	414.1	12.9%	160-170	0	0%
80-90	11.6	0.4%	170-180	0	0%

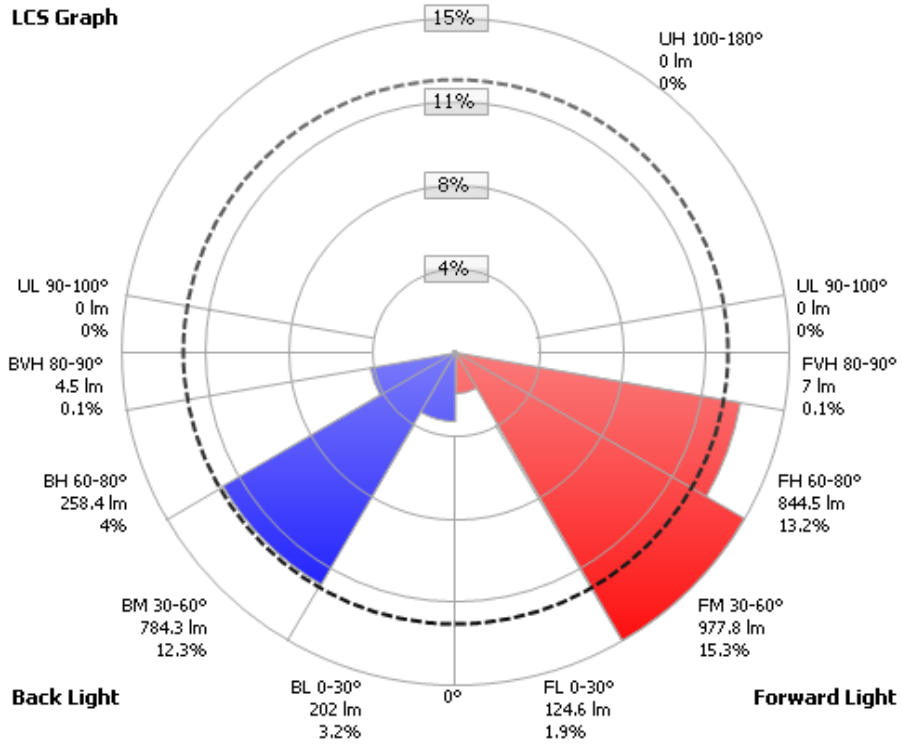
**ROADWAY SUMMARY**

<b>CUTOFF CLASSIFICATION:</b>	FULL CUTOFF	
<b>DISTRIBUTION:</b>	TYPE III, MEDIUM	
<b>MAX CD, 90 DEG VERT:</b>	0	
<b>MAX CD, 80 TO &lt;90 DEG:</b>	65.0	
	<b>LUMENS</b>	<b>% LAMP</b>
<b>DOWNWARD STREET SIDE:</b>	1,953.8	30.5%
<b>DOWNWARD HOUSE SIDE:</b>	1,249.3	19.5%
<b>DOWNWARD TOTAL:</b>	3,203.1	50%
<b>UPWARD STREET SIDE:</b>	0	0%
<b>UPWARD HOUSE SIDE:</b>	0	0%
<b>UPWARD TOTAL:</b>	0	0%
<b>TOTAL LUMENS:</b>	3,203.1	50%

**LCS TABLE**

<b>BUG RATING</b>	<b>B1 - U0 - G1</b>	
<b>FORWARD LIGHT</b>	<b>LUMENS</b>	<b>LUMENS %</b>
LOW(0-30):	124.6	1.9%
MEDIUM(30-60):	977.8	15.3%
HIGH(60-80):	844.5	13.2%
VERY HIGH(80-90):	7.0	0.1%
<b>BACK LIGHT</b>		
LOW(0-30):	202.0	3.2%
MEDIUM(30-60):	784.3	12.3%
HIGH(60-80):	258.4	4%
VERY HIGH(80-90):	4.5	0.1%
<b>UPLIGHT</b>		
LOW(90-100):	0	0%
HIGH(100-180):	0	0%
<b>TRAPPED LIGHT:</b>	3,196.9	50%

**OUTDOOR PHOTOMETRIC REPORT**  
CATALOG: PTU070HP00XC3X



Scale = Max LCS %  
 Trapped Light: 3196.9lm, 50%

**OUTDOOR PHOTOMETRIC REPORT**  
 CATALOG: PTU070HP00XC3X



**CANDELA TABLE - TYPE C**

	0	15	25	35	45	55	65	75	85	90	105	115	125	135	145	155	165	175	180	
0	16	16	16	16	16	16	16	16	16	16	16	16	16	16	16	16	16	16	16	16
5	31	32	32	29	25	22	23	27	30	32	32	34	35	30	28	25	24	24	24	24
10	71	71	73	69	58	61	61	61	61	78	83	84	79	74	66	55	44	36	32	32
15	109	110	100	112	96	105	144	135	126	139	145	147	147	145	130	106	98	101	95	95
20	129	145	191	156	153	233	238	267	261	216	224	241	284	341	376	326	338	409	412	412
25	401	327	286	293	290	372	421	501	395	477	812	971	1102	1113	1030	956	870	804	760	760
30	353	538	642	673	815	994	1100	1060	616	827	1064	1113	1115	1069	1015	939	849	752	677	677
35	226	626	722	827	866	1005	1282	1315	851	861	1077	1103	1089	1041	984	914	819	706	638	638
40	195	585	650	809	890	1049	1212	1454	1237	1134	1174	1051	1005	980	920	814	709	630	574	574
45	256	610	716	840	898	963	1176	1180	1110	1092	1120	971	855	847	765	695	614	562	509	509
50	545	908	812	828	856	864	778	722	673	743	857	824	779	773	693	603	551	537	498	498
55	1093	1255	681	625	639	620	662	691	567	553	744	775	742	702	610	551	503	508	468	468
60	1724	1632	687	637	580	866	851	708	559	507	705	731	689	634	555	498	454	449	417	417
65	1880	1750	846	579	1197	1207	1411	937	878	566	673	694	644	603	521	456	390	312	231	231
70	432	591	484	463	1550	1722	1811	1810	1599	1276	973	744	166	218	183	133	82	86	107	107
75	67	83	104	92	621	904	1359	1520	1100	669	562	303	72	55	60	50	45	54	50	50
80	36	43	49	29	29	36	65	52	35	29	27	27	26	24	24	21	20	23	26	26
85	8	9	8	9	10	10	11	11	9	6	6	7	7	7	7	6	6	6	6	6
90	0	0	0	0	0	0	0	0	0	0	0	0	0	0	0	0	0	0	0	0
95	0	0	0	0	0	0	0	0	0	0	0	0	0	0	0	0	0	0	0	0
100	0	0	0	0	0	0	0	0	0	0	0	0	0	0	0	0	0	0	0	0
105	0	0	0	0	0	0	0	0	0	0	0	0	0	0	0	0	0	0	0	0
110	0	0	0	0	0	0	0	0	0	0	0	0	0	0	0	0	0	0	0	0
115	0	0	0	0	0	0	0	0	0	0	0	0	0	0	0	0	0	0	0	0
120	0	0	0	0	0	0	0	0	0	0	0	0	0	0	0	0	0	0	0	0
125	0	0	0	0	0	0	0	0	0	0	0	0	0	0	0	0	0	0	0	0
130	0	0	0	0	0	0	0	0	0	0	0	0	0	0	0	0	0	0	0	0
135	0	0	0	0	0	0	0	0	0	0	0	0	0	0	0	0	0	0	0	0
140	0	0	0	0	0	0	0	0	0	0	0	0	0	0	0	0	0	0	0	0
145	0	0	0	0	0	0	0	0	0	0	0	0	0	0	0	0	0	0	0	0
150	0	0	0	0	0	0	0	0	0	0	0	0	0	0	0	0	0	0	0	0
155	0	0	0	0	0	0	0	0	0	0	0	0	0	0	0	0	0	0	0	0
160	0	0	0	0	0	0	0	0	0	0	0	0	0	0	0	0	0	0	0	0
165	0	0	0	0	0	0	0	0	0	0	0	0	0	0	0	0	0	0	0	0
170	0	0	0	0	0	0	0	0	0	0	0	0	0	0	0	0	0	0	0	0
175	0	0	0	0	0	0	0	0	0	0	0	0	0	0	0	0	0	0	0	0
180	0	0	0	0	0	0	0	0	0	0	0	0	0	0	0	0	0	0	0	0