

Adult Trap Data - Detail

Start Date: 08/25/2024 End Date: 08/30/2024

Fort Collins

Trap #		Date	Species	Count	Percent		
FC-001	CDC Light Trap	Larimer	Magic Carpet				
		08/29/2024	<i>Aedes dorsalis</i>	9	17.6%		<ul style="list-style-type: none"> ■ <i>Aedes-Oc</i> ■ <i>Anopheles</i> ■ <i>Culex</i> ■ <i>Culiseta</i> ■ <i>Other</i>
		08/29/2024	<i>Aedes vexans</i>	32	62.7%		
		08/29/2024	<i>Culex pipiens</i>	3	5.9%		
		08/29/2024	<i>Culex tarsalis</i>	7	13.7%		
			Total	51			

Trap #		Date	Species	Count	Percent		
FC-004	CDC Light Trap	Larimer	Big Horn				
		08/27/2024	<i>Aedes dorsalis</i>	48	41.4%		<ul style="list-style-type: none"> ■ <i>Aedes-Oc</i> ■ <i>Anopheles</i> ■ <i>Culex</i> ■ <i>Culiseta</i> ■ <i>Other</i>
		08/27/2024	<i>Aedes melanimon</i>	1	0.9%		
		08/27/2024	<i>Aedes vexans</i>	33	28.4%		
		08/27/2024	<i>Culex pipiens</i>	26	22.4%		
		08/27/2024	<i>Culex tarsalis</i>	8	6.9%		
			Total	116			

Trap #		Date	Species	Count	Percent		
FC-006	CDC Light Trap	Larimer	N. Linden				
		08/26/2024	<i>Aedes dorsalis</i>	1	11.1%		<ul style="list-style-type: none"> ■ <i>Aedes-Oc</i> ■ <i>Anopheles</i> ■ <i>Culex</i> ■ <i>Culiseta</i> ■ <i>Other</i>
		08/26/2024	<i>Aedes nigromaculis</i>	1	11.1%		
		08/26/2024	<i>Aedes vexans</i>	3	33.3%		
		08/26/2024	<i>Culex pipiens</i>	1	11.1%		
		08/26/2024	<i>Culex tarsalis</i>	3	33.3%		
			Total	9			

Trap #		Date	Species	Count	Percent		
FC-011	CDC Light Trap	Larimer	Golden Current				

Trap #	Date	Species	Count	Percent		
	08/28/2024	<i>Aedes vexans</i>	28	87.5%		<ul style="list-style-type: none"> ■ <i>Aedes-Oc</i> ■ <i>Anopheles</i> ■ <i>Culex</i> ■ <i>Culiseta</i> ■ <i>Other</i>
	08/28/2024	<i>Culex pipiens</i>	4	12.5%		
		Total	32			

FC-014	CDC Light Trap	Larimer	FC Visitor Center				
		08/26/2024	<i>Aedes dorsalis</i>	44	38.9%		<ul style="list-style-type: none"> ■ <i>Aedes-Oc</i> ■ <i>Anopheles</i> ■ <i>Culex</i> ■ <i>Culiseta</i> ■ <i>Other</i>
		08/26/2024	<i>Aedes melanimon</i>	7	6.2%		
		08/26/2024	<i>Aedes nigromaculis</i>	1	0.9%		
		08/26/2024	<i>Aedes trivittatus</i>	2	1.8%		
		08/26/2024	<i>Aedes vexans</i>	36	31.9%		
		08/26/2024	<i>Culex pipiens</i>	21	18.6%		
		08/26/2024	<i>Culex tarsalis</i>	2	1.8%		
			Total	113			

FC-015	CDC Light Trap	Larimer	Stuart and Dorset				
		08/28/2024	<i>Aedes dorsalis</i>	5	25.0%		<ul style="list-style-type: none"> ■ <i>Aedes-Oc</i> ■ <i>Anopheles</i> ■ <i>Culex</i> ■ <i>Culiseta</i> ■ <i>Other</i>
		08/28/2024	<i>Aedes vexans</i>	13	65.0%		
		08/28/2024	<i>Culex tarsalis</i>	2	10.0%		
			Total	20			

FC-019	CDC Light Trap	Larimer	Edora Park				
		08/26/2024	<i>Aedes dorsalis</i>	1	5.0%		<ul style="list-style-type: none"> ■ <i>Aedes-Oc</i> ■ <i>Anopheles</i> ■ <i>Culex</i> ■ <i>Culiseta</i> ■ <i>Other</i>
		08/26/2024	<i>Aedes vexans</i>	9	45.0%		
		08/26/2024	<i>Culex pipiens</i>	7	35.0%		
		08/26/2024	<i>Culex tarsalis</i>	3	15.0%		
			Total	20			

FC-023	CDC Light Trap	Larimer	Boltz			
--------	----------------	---------	-------	--	--	--

Trap #	Date	Species	Count	Percent		
	08/27/2024	<i>Aedes dorsalis</i>	77	66.4%		<ul style="list-style-type: none"> ■ <i>Aedes-Oc</i> ■ <i>Anopheles</i> ■ <i>Culex</i> ■ <i>Culiseta</i> ■ <i>Other</i>
	08/27/2024	<i>Aedes vexans</i>	29	25.0%		
	08/27/2024	<i>Culex pipiens</i>	4	3.4%		
	08/27/2024	<i>Culex tarsalis</i>	6	5.2%		
		Total	116			

FC-027	CDC Light Trap	Larimer	3001 San Luis					
			08/27/2024	<i>Aedes dorsalis</i>	6	6.5%		<ul style="list-style-type: none"> ■ <i>Aedes-Oc</i> ■ <i>Anopheles</i> ■ <i>Culex</i> ■ <i>Culiseta</i> ■ <i>Other</i>
			08/27/2024	<i>Aedes trivittatus</i>	1	1.1%		
			08/27/2024	<i>Aedes vexans</i>	59	64.1%		
			08/27/2024	<i>Culex pipiens</i>	19	20.7%		
			08/27/2024	<i>Culex tarsalis</i>	7	7.6%		
				Total	92			

FC-029	CDC Light Trap	Larimer	Ben's Park					
			08/29/2024	<i>Aedes dorsalis</i>	25	20.2%		<ul style="list-style-type: none"> ■ <i>Aedes-Oc</i> ■ <i>Anopheles</i> ■ <i>Culex</i> ■ <i>Culiseta</i> ■ <i>Other</i>
			08/29/2024	<i>Aedes melanimon</i>	1	0.8%		
			08/29/2024	<i>Aedes vexans</i>	79	63.7%		
			08/29/2024	<i>Culex pipiens</i>	7	5.6%		
			08/29/2024	<i>Culex tarsalis</i>	11	8.9%		
			08/29/2024	<i>Culiseta inornata</i>	1	0.8%		
				Total	124			

FC-029gr	Gravid Trap	Larimer	Ben's Park Gravid					
			08/29/2024	<i>Culex pipiens</i>	19	100.0%		<ul style="list-style-type: none"> ■ <i>Aedes-Oc</i> ■ <i>Anopheles</i> ■ <i>Culex</i> ■ <i>Culiseta</i> ■ <i>Other</i>
				Total	19			

FC-031	CDC Light Trap	Larimer	Willow Springs			
--------	----------------	---------	----------------	--	--	--

Trap #	Date	Species	Count	Percent		
	08/27/2024	<i>Aedes dorsalis</i>	337	36.2%		<ul style="list-style-type: none"> ■ <i>Aedes-Oc</i> ■ <i>Anopheles</i> ■ <i>Culex</i> ■ <i>Culiseta</i> ■ <i>Other</i>
	08/27/2024	<i>Aedes hendersoni</i>	1	0.1%		
	08/27/2024	<i>Aedes melanimon</i>	23	2.5%		
	08/27/2024	<i>Aedes nigromaculis</i>	2	0.2%		
	08/27/2024	<i>Aedes vexans</i>	526	56.4%		
	08/27/2024	<i>Culex pipiens</i>	8	0.9%		
	08/27/2024	<i>Culex tarsalis</i>	34	3.6%		
	08/27/2024	<i>Culiseta inornata</i>	1	0.1%		
		Total	932			

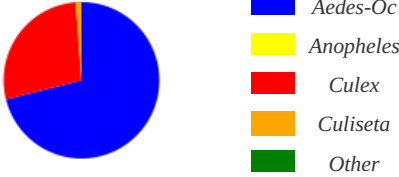
FC-034	CDC Light Trap	Larimer	Country Club				
		08/26/2024	<i>Aedes dorsalis</i>	2	3.7%		<ul style="list-style-type: none"> ■ <i>Aedes-Oc</i> ■ <i>Anopheles</i> ■ <i>Culex</i> ■ <i>Culiseta</i> ■ <i>Other</i>
		08/26/2024	<i>Aedes vexans</i>	31	57.4%		
		08/26/2024	<i>Anopheles freeborni</i>	18	33.3%		
		08/26/2024	<i>Culex tarsalis</i>	3	5.6%		
			Total	54			

FC-036	CDC Light Trap	Larimer	Hemlock				
		08/26/2024	<i>Aedes dorsalis</i>	1	1.3%		<ul style="list-style-type: none"> ■ <i>Aedes-Oc</i> ■ <i>Anopheles</i> ■ <i>Culex</i> ■ <i>Culiseta</i> ■ <i>Other</i>
		08/26/2024	<i>Aedes vexans</i>	63	82.9%		
		08/26/2024	<i>Anopheles freeborni</i>	1	1.3%		
		08/26/2024	<i>Culex pipiens</i>	8	10.5%		
		08/26/2024	<i>Culex tarsalis</i>	3	3.9%		
			Total	76			

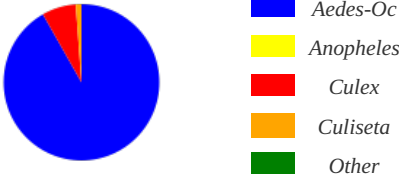
FC-037	CDC Light Trap	Larimer	Chelsea Ridge				
		08/29/2024	<i>Aedes dorsalis</i>	1	1.2%		<ul style="list-style-type: none"> ■ <i>Aedes-Oc</i> ■ <i>Anopheles</i> ■ <i>Culex</i> ■ <i>Culiseta</i> ■ <i>Other</i>
		08/29/2024	<i>Aedes melanimon</i>	2	2.3%		
		08/29/2024	<i>Aedes vexans</i>	54	62.8%		
		08/29/2024	<i>Culex pipiens</i>	9	10.5%		
		08/29/2024	<i>Culex tarsalis</i>	20	23.3%		
			Total	86			

Trap #	Date	Species	Count	Percent
--------	------	---------	-------	---------

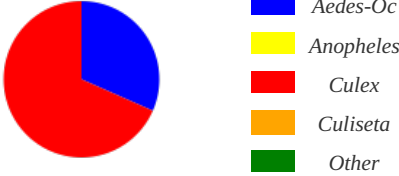
FC-038	CDC Light Trap	Larimer	Lochside Lane		
		08/26/2024	<i>Aedes dorsalis</i>	4	4.8%
		08/26/2024	<i>Aedes melanimon</i>	1	1.2%
		08/26/2024	<i>Aedes trivittatus</i>	2	2.4%
		08/26/2024	<i>Aedes vexans</i>	52	62.7%
		08/26/2024	<i>Culex pipiens</i>	14	16.9%
		08/26/2024	<i>Culex tarsalis</i>	9	10.8%
		08/26/2024	<i>Culiseta inornata</i>	1	1.2%
Total				83	








FC-039	CDC Light Trap	Larimer	Fossil Creek South		
		08/27/2024	<i>Aedes dorsalis</i>	52	61.2%
		08/27/2024	<i>Aedes vexans</i>	26	30.6%
		08/27/2024	<i>Culex tarsalis</i>	6	7.1%
		08/27/2024	<i>Culiseta inornata</i>	1	1.2%
Total				85	



FC-040	CDC Light Trap	Larimer	Redwood		
		08/26/2024	<i>Aedes dorsalis</i>	2	10.5%
		08/26/2024	<i>Aedes melanimon</i>	2	10.5%
		08/26/2024	<i>Aedes vexans</i>	2	10.5%
		08/26/2024	<i>Culex pipiens</i>	8	42.1%
		08/26/2024	<i>Culex tarsalis</i>	5	26.3%
Total				19	



FC-040gr	Gravid Trap	Larimer	Redwood Gravid
----------	-------------	---------	----------------

Trap #	Date	Species	Count	Percent		
	08/26/2024	<i>Culex pipiens</i>	83	100.0%		<ul style="list-style-type: none"> ■ <i>Aedes-Oc</i> ■ <i>Anopheles</i> ■ <i>Culex</i> ■ <i>Culiseta</i> ■ <i>Other</i>
		Total	83			
FC-041	CDC Light Trap	Larimer	Fishback			
	08/28/2024	<i>Aedes hendersoni</i>	1	3.1%		<ul style="list-style-type: none"> ■ <i>Aedes-Oc</i> ■ <i>Anopheles</i> ■ <i>Culex</i> ■ <i>Culiseta</i> ■ <i>Other</i>
	08/28/2024	<i>Aedes vexans</i>	5	15.6%		
	08/28/2024	<i>Culex pipiens</i>	17	53.1%		
	08/28/2024	<i>Culex tarsalis</i>	9	28.1%		
		Total	32			
FC-046	CDC Light Trap	Larimer	Westshore Ct			
	08/27/2024	<i>Aedes dorsalis</i>	29	31.9%		<ul style="list-style-type: none"> ■ <i>Aedes-Oc</i> ■ <i>Anopheles</i> ■ <i>Culex</i> ■ <i>Culiseta</i> ■ <i>Other</i>
	08/27/2024	<i>Aedes nigromaculis</i>	1	1.1%		
	08/27/2024	<i>Aedes vexans</i>	42	46.2%		
	08/27/2024	<i>Culex pipiens</i>	10	11.0%		
	08/27/2024	<i>Culex tarsalis</i>	9	9.9%		
		Total	91			
FC-047	CDC Light Trap	Larimer	Keeneland And Twin Oak			
	08/27/2024	<i>Aedes dorsalis</i>	8	6.2%		<ul style="list-style-type: none"> ■ <i>Aedes-Oc</i> ■ <i>Anopheles</i> ■ <i>Culex</i> ■ <i>Culiseta</i> ■ <i>Other</i>
	08/27/2024	<i>Aedes vexans</i>	95	73.1%		
	08/27/2024	<i>Culex pipiens</i>	8	6.2%		
	08/27/2024	<i>Culex tarsalis</i>	19	14.6%		
		Total	130			
FC-049	CDC Light Trap	Larimer	Casa Grande and Downing			
	08/28/2024	<i>Aedes dorsalis</i>	4	8.3%		<ul style="list-style-type: none"> ■ <i>Aedes-Oc</i> ■ <i>Anopheles</i> ■ <i>Culex</i> ■ <i>Culiseta</i> ■ <i>Other</i>
	08/28/2024	<i>Aedes melanimon</i>	1	2.1%		
	08/28/2024	<i>Aedes vexans</i>	25	52.1%		
	08/28/2024	<i>Culex pipiens</i>	14	29.2%		
	08/28/2024	<i>Culex tarsalis</i>	4	8.3%		

Trap #	Date	Species	Count	Percent
		Total	48	

FC-050	CDC Light Trap	Larimer	Golden Meadows Ditch			
		08/27/2024	<i>Aedes dorsalis</i>	1	4.5%	<ul style="list-style-type: none"> ■ <i>Aedes-Oc</i> ■ <i>Anopheles</i> ■ <i>Culex</i> ■ <i>Culiseta</i> ■ <i>Other</i>
		08/27/2024	<i>Aedes vexans</i>	15	68.2%	
		08/27/2024	<i>Culex pipiens</i>	3	13.6%	
		08/27/2024	<i>Culex tarsalis</i>	3	13.6%	
			Total	22		

FC-052	CDC Light Trap	Larimer	603 Gilgalad Way			
		08/28/2024	<i>Aedes dorsalis</i>	1	1.0%	<ul style="list-style-type: none"> ■ <i>Aedes-Oc</i> ■ <i>Anopheles</i> ■ <i>Culex</i> ■ <i>Culiseta</i> ■ <i>Other</i>
		08/28/2024	<i>Aedes vexans</i>	94	97.9%	
		08/28/2024	<i>Culex tarsalis</i>	1	1.0%	
			Total	96		

FC-053	CDC Light Trap	Larimer	Egret and Rookery			
		08/27/2024	<i>Aedes dorsalis</i>	4	9.3%	<ul style="list-style-type: none"> ■ <i>Aedes-Oc</i> ■ <i>Anopheles</i> ■ <i>Culex</i> ■ <i>Culiseta</i> ■ <i>Other</i>
		08/27/2024	<i>Aedes melanimon</i>	1	2.3%	
		08/27/2024	<i>Aedes vexans</i>	25	58.1%	
		08/27/2024	<i>Culex pipiens</i>	1	2.3%	
		08/27/2024	<i>Culex tarsalis</i>	12	27.9%	
			Total	43		

FC-054	CDC Light Trap	Larimer	737 Parliament			
		08/29/2024	<i>Aedes dorsalis</i>	20	15.4%	<ul style="list-style-type: none"> ■ <i>Aedes-Oc</i> ■ <i>Anopheles</i> ■ <i>Culex</i> ■ <i>Culiseta</i> ■ <i>Other</i>
		08/29/2024	<i>Aedes melanimon</i>	1	0.8%	
		08/29/2024	<i>Aedes vexans</i>	106	81.5%	
		08/29/2024	<i>Culex tarsalis</i>	3	2.3%	
			Total	130		

Trap #	Date	Species	Count	Percent
--------	------	---------	-------	---------

FC-057	CDC Light Trap	Larimer	Registry Ridge		
		08/29/2024	<i>Aedes vexans</i>	14	73.7%
		08/29/2024	<i>Culex pipiens</i>	1	5.3%
		08/29/2024	<i>Culex tarsalis</i>	3	15.8%
		08/29/2024	<i>Culiseta inornata</i>	1	5.3%
			Total	19	

- Aedes-Oc
- Anopheles
- Culex
- Culiseta
- Other

FC-058	CDC Light Trap	Larimer	Spring Creek Trail-- Michener Dr		
		08/28/2024	<i>Aedes vexans</i>	23	85.2%
		08/28/2024	<i>Culex pipiens</i>	1	3.7%
		08/28/2024	<i>Culex tarsalis</i>	2	7.4%
		08/28/2024	<i>Culiseta inornata</i>	1	3.7%
			Total	27	

- Aedes-Oc
- Anopheles
- Culex
- Culiseta
- Other


FC-059	CDC Light Trap	Larimer	Springwood and Lochwood		
		08/27/2024	<i>Aedes dorsalis</i>	1	7.1%
		08/27/2024	<i>Aedes vexans</i>	13	92.9%
			Total	14	


- Aedes-Oc
- Anopheles
- Culex
- Culiseta
- Other


FC-060	CDC Light Trap	Larimer	808 Ponderosa		
		08/28/2024	<i>Aedes dorsalis</i>	1	14.3%
		08/28/2024	<i>Aedes vexans</i>	1	14.3%
		08/28/2024	<i>Culex pipiens</i>	2	28.6%
		08/28/2024	<i>Culex tarsalis</i>	3	42.9%
			Total	7	


- Aedes-Oc
- Anopheles
- Culex
- Culiseta
- Other

FC-061	CDC Light Trap	Larimer	Holley Plant Research Center
--------	----------------	---------	---------------------------------

Trap #	Date	Species	Count	Percent		
	08/28/2024	<i>Aedes dorsalis</i>	8	11.8%		<ul style="list-style-type: none"> ■ <i>Aedes-Oc</i> ■ <i>Anopheles</i> ■ <i>Culex</i> ■ <i>Culiseta</i> ■ <i>Other</i>
	08/28/2024	<i>Aedes vexans</i>	46	67.6%		
	08/28/2024	<i>Culex pipiens</i>	10	14.7%		
	08/28/2024	<i>Culex tarsalis</i>	4	5.9%		
		Total	68			

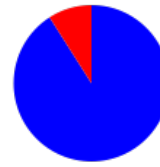
FC-062	CDC Light Trap	Larimer	Water's Edge at Blue Mesa					
			08/29/2024	<i>Aedes dorsalis</i>	18	26.9%		<ul style="list-style-type: none"> ■ <i>Aedes-Oc</i> ■ <i>Anopheles</i> ■ <i>Culex</i> ■ <i>Culiseta</i> ■ <i>Other</i>
			08/29/2024	<i>Aedes trivittatus</i>	1	1.5%		
			08/29/2024	<i>Aedes vexans</i>	40	59.7%		
			08/29/2024	<i>Culex pipiens</i>	5	7.5%		
			08/29/2024	<i>Culex tarsalis</i>	2	3.0%		
			08/29/2024	<i>Culiseta inornata</i>	1	1.5%		
				Total	67			

FC-063	CDC Light Trap	Larimer	Red Fox Meadows					
			08/28/2024	<i>Aedes vexans</i>	13	68.4%		<ul style="list-style-type: none"> ■ <i>Aedes-Oc</i> ■ <i>Anopheles</i> ■ <i>Culex</i> ■ <i>Culiseta</i> ■ <i>Other</i>
			08/28/2024	<i>Culex pipiens</i>	2	10.5%		
			08/28/2024	<i>Culex tarsalis</i>	4	21.1%		
				Total	19			

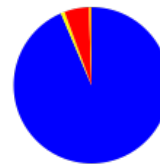
FC-063gr	Gravid Trap	Larimer	Red Fox Meadows Gravid					
			08/28/2024	<i>Culex pipiens</i>	40	97.6%		<ul style="list-style-type: none"> ■ <i>Aedes-Oc</i> ■ <i>Anopheles</i> ■ <i>Culex</i> ■ <i>Culiseta</i> ■ <i>Other</i>
			08/28/2024	<i>Culex tarsalis</i>	1	2.4%		
				Total	41			

FC-064	CDC Light Trap	Larimer	West Chase			
--------	----------------	---------	------------	--	--	--

Trap #	Date	Species	Count	Percent
	08/27/2024	<i>Aedes dorsalis</i>	6	3.6%
	08/27/2024	<i>Aedes melanimon</i>	1	0.6%
	08/27/2024	<i>Aedes trivittatus</i>	1	0.6%
	08/27/2024	<i>Aedes vexans</i>	143	86.1%
	08/27/2024	<i>Culex pipiens</i>	7	4.2%
	08/27/2024	<i>Culex tarsalis</i>	8	4.8%
		Total	166	



FC-066	CDC Light Trap	Larimer	Prospect Ponds	Date	Species	Count	Percent
				08/26/2024	<i>Aedes dorsalis</i>	71	19.0%
				08/26/2024	<i>Aedes hendersoni</i>	4	1.1%
				08/26/2024	<i>Aedes melanimon</i>	7	1.9%
				08/26/2024	<i>Aedes nigromaculis</i>	1	0.3%
				08/26/2024	<i>Aedes vexans</i>	267	71.4%
				08/26/2024	<i>Anopheles freeborni</i>	3	0.8%
				08/26/2024	<i>Culex pipiens</i>	11	2.9%
				08/26/2024	<i>Culex tarsalis</i>	8	2.1%
				08/26/2024	<i>Culiseta inornata</i>	2	0.5%
					Total	374	



FC-066gr	Gravid Trap	Larimer	Prospect Ponds Gravid	Date	Species	Count	Percent
				08/26/2024	<i>Aedes dorsalis</i>	2	20.0%
				08/26/2024	<i>Aedes vexans</i>	2	20.0%
				08/26/2024	<i>Anopheles freeborni</i>	1	10.0%
				08/26/2024	<i>Culex pipiens</i>	5	50.0%
					Total	10	



FC-067	CDC Light Trap	Larimer	Poudre River Trail	Date	Species	Count	Percent
				08/26/2024	<i>Aedes dorsalis</i>	4	14.8%
				08/26/2024	<i>Aedes nigromaculis</i>	1	3.7%
				08/26/2024	<i>Aedes vexans</i>	22	81.5%
					Total	27	



Trap #	Date	Species	Count	Percent
--------	------	---------	-------	---------

FC-068	CDC Light Trap	Larimer	5029 Crest Dr		
		08/29/2024	<i>Aedes dorsalis</i>	1	9.1%
		08/29/2024	<i>Aedes vexans</i>	7	63.6%
		08/29/2024	<i>Culex pipiens</i>	1	9.1%
		08/29/2024	<i>Culex tarsalis</i>	2	18.2%
			Total	11	

- *Aedes-Oc*
- *Anopheles*
- *Culex*
- *Culiseta*
- *Other*

FC-069	CDC Light Trap	Larimer	Linden Lake Rd		
		08/26/2024	<i>Aedes dorsalis</i>	1	4.8%
		08/26/2024	<i>Aedes vexans</i>	17	81.0%
		08/26/2024	<i>Culex pipiens</i>	1	4.8%
		08/26/2024	<i>Culex tarsalis</i>	2	9.5%
			Total	21	

- *Aedes-Oc*
- *Anopheles*
- *Culex*
- *Culiseta*
- *Other*


FC-071	CDC Light Trap	Larimer	Silvergata Rd		
		08/29/2024	<i>Aedes dorsalis</i>	5	11.4%
		08/29/2024	<i>Aedes vexans</i>	37	84.1%
		08/29/2024	<i>Culex tarsalis</i>	2	4.5%
			Total	44	

- *Aedes-Oc*
- *Anopheles*
- *Culex*
- *Culiseta*
- *Other*

FC-072	CDC Light Trap	Larimer	422 Lake Dr		
		08/26/2024	<i>Aedes dorsalis</i>	3	10.0%
		08/26/2024	<i>Aedes hendersoni</i>	1	3.3%
		08/26/2024	<i>Aedes vexans</i>	14	46.7%
		08/26/2024	<i>Culex pipiens</i>	7	23.3%
		08/26/2024	<i>Culex tarsalis</i>	5	16.7%
			Total	30	


- *Aedes-Oc*
- *Anopheles*
- *Culex*
- *Culiseta*
- *Other*

Trap #	Date	Species	Count	Percent
FC-073	CDC Light Trap	Larimer	118 S Grant	
	08/28/2024	<i>Aedes hendersoni</i>	1	7.7%
	08/28/2024	<i>Aedes vexans</i>	4	30.8%
	08/28/2024	<i>Culex pipiens</i>	6	46.2%
	08/28/2024	<i>Culex tarsalis</i>	2	15.4%
		Total	13	



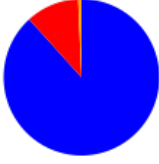
- *Aedes-Oc*
- *Anopheles*
- *Culex*
- *Culiseta*
- *Other*

Trap #	Date	Species	Count	Percent
FC-074	CDC Light Trap	Larimer	Rock Creek	
	08/27/2024	<i>Aedes dorsalis</i>	22	14.9%
	08/27/2024	<i>Aedes melanimon</i>	2	1.4%
	08/27/2024	<i>Aedes nigromaculis</i>	1	0.7%
	08/27/2024	<i>Aedes vexans</i>	82	55.4%
	08/27/2024	<i>Culex pipiens</i>	11	7.4%
	08/27/2024	<i>Culex tarsalis</i>	30	20.3%
		Total	148	




- *Aedes-Oc*
- *Anopheles*
- *Culex*
- *Culiseta*
- *Other*

Trap #	Date	Species	Count	Percent
FC-075	CDC Light Trap	Larimer	Sage Creek North	
	08/27/2024	<i>Aedes dorsalis</i>	5	3.4%
	08/27/2024	<i>Aedes vexans</i>	123	84.8%
	08/27/2024	<i>Culex pipiens</i>	9	6.2%
	08/27/2024	<i>Culex tarsalis</i>	7	4.8%
	08/27/2024	<i>Culiseta inornata</i>	1	0.7%
		Total	145	



- *Aedes-Oc*
- *Anopheles*
- *Culex*
- *Culiseta*
- *Other*

Trap #	Date	Species	Count	Percent
FC-075gr	Gravid Trap	Larimer	Sage Creek North Gravid	
	08/27/2024	<i>Aedes vexans</i>	5	20.8%
	08/27/2024	<i>Culex pipiens</i>	19	79.2%
		Total	24	

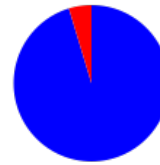


- *Aedes-Oc*
- *Anopheles*
- *Culex*
- *Culiseta*
- *Other*

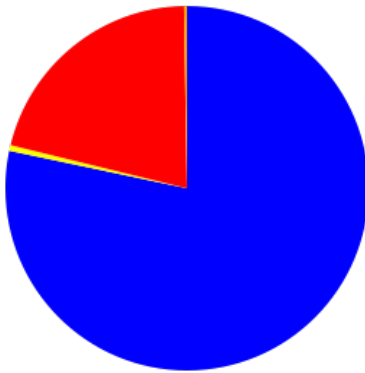
Trap #	Date	Species	Count	Percent
FC-088gr	Gravid Trap	Larimer	English Ranch Park Gravid	

Trap #	Date	Species	Count	Percent		
	08/27/2024	<i>Culex pipiens</i>	123	98.4%		<ul style="list-style-type: none"> ■ <i>Aedes-Oc</i> ■ <i>Anopheles</i> ■ <i>Culex</i> ■ <i>Culiseta</i> ■ <i>Other</i>
	08/27/2024	<i>Culiseta inornata</i>	2	1.6%		
		Total	125			
FC-089gr	Gravid Trap	Larimer	Kunz Ct. and Brook Dr. Gravid			
	08/29/2024	<i>Culex pipiens</i>	30	100.0%		<ul style="list-style-type: none"> ■ <i>Aedes-Oc</i> ■ <i>Anopheles</i> ■ <i>Culex</i> ■ <i>Culiseta</i> ■ <i>Other</i>
		Total	30			
FC-090gr	Gravid Trap	Larimer	Mountain Grandview Cemetery Gravid			
	08/28/2024	<i>Culex pipiens</i>	37	100.0%		<ul style="list-style-type: none"> ■ <i>Aedes-Oc</i> ■ <i>Anopheles</i> ■ <i>Culex</i> ■ <i>Culiseta</i> ■ <i>Other</i>
		Total	37			
FC-091gr	Gravid Trap	Larimer	PVH Gravid			
	08/26/2024	<i>Culex pipiens</i>	7	100.0%		<ul style="list-style-type: none"> ■ <i>Aedes-Oc</i> ■ <i>Anopheles</i> ■ <i>Culex</i> ■ <i>Culiseta</i> ■ <i>Other</i>
		Total	7			
FC-092gr	Gravid Trap	Larimer	Udall Natural Gravid			
	08/26/2024	<i>Culex pipiens</i>	30	100.0%		<ul style="list-style-type: none"> ■ <i>Aedes-Oc</i> ■ <i>Anopheles</i> ■ <i>Culex</i> ■ <i>Culiseta</i> ■ <i>Other</i>
		Total	30			
FC-093	CDC Light Trap	Larimer	Lopez Elementary			

Trap #	Date	Species	Count	Percent
	08/29/2024	<i>Aedes dorsalis</i>	12	4.0%
	08/29/2024	<i>Aedes vexans</i>	273	91.3%
	08/29/2024	<i>Culex pipiens</i>	11	3.7%
	08/29/2024	<i>Culex tarsalis</i>	3	1.0%
		Total	299	



- *Aedes-Oc*
- *Anopheles*
- *Culex*
- *Culiseta*
- *Other*



		TOTAL	%
■	<i>Aedes-Oc</i>	3,543	78.3%
■	<i>Anopheles</i>	23	0.5%
■	<i>Culex</i>	947	20.9%
■	<i>Culiseta</i>	12	0.3%
■	<i>Other</i>	0	0.0%