

Adult Trap Data - Detail

Start Date: 08/18/2024 End Date: 08/22/2024

Fort Collins

Trap #		Date	Species	Count	Percent
--------	--	------	---------	-------	---------

FC-001	CDC Light Trap	Larimer	Magic Carpet		
		08/22/2024	<i>Aedes vexans</i>	7	31.8%
		08/22/2024	<i>Culex pipiens</i>	2	9.1%
		08/22/2024	<i>Culex tarsalis</i>	13	59.1%
			Total	22	



- *Aedes-Oc*
- *Anopheles*
- *Culex*
- *Culiseta*
- *Other*

FC-004	CDC Light Trap	Larimer	Big Horn		
--------	----------------	---------	----------	--	--

		08/20/2024	<i>Aedes dorsalis</i>	1	2.3%
		08/20/2024	<i>Aedes vexans</i>	14	31.8%
		08/20/2024	<i>Culex pipiens</i>	19	43.2%
		08/20/2024	<i>Culex tarsalis</i>	10	22.7%
			Total	44	



- *Aedes-Oc*
- *Anopheles*
- *Culex*
- *Culiseta*
- *Other*

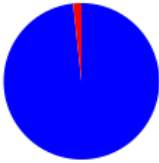
FC-006	CDC Light Trap	Larimer	N. Linden		
--------	----------------	---------	-----------	--	--


		08/19/2024	<i>Aedes dorsalis</i>	4	21.1%
		08/19/2024	<i>Aedes vexans</i>	6	31.6%
		08/19/2024	<i>Culex pipiens</i>	2	10.5%
		08/19/2024	<i>Culex tarsalis</i>	7	36.8%
			Total	19	





- *Aedes-Oc*
- *Anopheles*
- *Culex*
- *Culiseta*
- *Other*

FC-011	CDC Light Trap	Larimer	Golden Current		
--------	----------------	---------	----------------	--	--

Trap #	Date	Species	Count	Percent		
	08/21/2024	<i>Aedes vexans</i>	114	98.3%		<ul style="list-style-type: none"> ■ <i>Aedes-Oc</i> ■ <i>Anopheles</i> ■ <i>Culex</i> ■ <i>Culiseta</i> ■ <i>Other</i>
	08/21/2024	<i>Culex pipiens</i>	1	0.9%		
	08/21/2024	<i>Culex tarsalis</i>	1	0.9%		
		Total	116			

FC-014	CDC Light Trap	Larimer	FC Visitor Center				
		08/19/2024	<i>Aedes dorsalis</i>	5	6.7%		<ul style="list-style-type: none"> ■ <i>Aedes-Oc</i> ■ <i>Anopheles</i> ■ <i>Culex</i> ■ <i>Culiseta</i> ■ <i>Other</i>
		08/19/2024	<i>Aedes vexans</i>	4	5.3%		
		08/19/2024	<i>Culex pipiens</i>	22	29.3%		
		08/19/2024	<i>Culex tarsalis</i>	43	57.3%		
		08/19/2024	<i>Culiseta inornata</i>	1	1.3%		
			Total	75			

FC-015	CDC Light Trap	Larimer	Stuart and Dorset				
		08/21/2024	<i>Aedes vexans</i>	31	88.6%		<ul style="list-style-type: none"> ■ <i>Aedes-Oc</i> ■ <i>Anopheles</i> ■ <i>Culex</i> ■ <i>Culiseta</i> ■ <i>Other</i>
		08/21/2024	<i>Culex pipiens</i>	2	5.7%		
		08/21/2024	<i>Culex tarsalis</i>	2	5.7%		
			Total	35			

FC-019	CDC Light Trap	Larimer	Edora Park				
		08/19/2024	<i>Aedes melanimon</i>	1	2.1%		<ul style="list-style-type: none"> ■ <i>Aedes-Oc</i> ■ <i>Anopheles</i> ■ <i>Culex</i> ■ <i>Culiseta</i> ■ <i>Other</i>
		08/19/2024	<i>Aedes vexans</i>	1	2.1%		
		08/19/2024	<i>Culex pipiens</i>	22	45.8%		
		08/19/2024	<i>Culex tarsalis</i>	22	45.8%		
		08/19/2024	<i>Culiseta inornata</i>	2	4.2%		
			Total	48			

FC-023	CDC Light Trap	Larimer	Boltz			
--------	----------------	---------	-------	--	--	--

Trap #	Date	Species	Count	Percent		
	08/20/2024	<i>Aedes dorsalis</i>	2	7.4%		<ul style="list-style-type: none"> ■ <i>Aedes-Oc</i> ■ <i>Anopheles</i> ■ <i>Culex</i> ■ <i>Culiseta</i> ■ <i>Other</i>
	08/20/2024	<i>Aedes vexans</i>	2	7.4%		
	08/20/2024	<i>Culex pipiens</i>	8	29.6%		
	08/20/2024	<i>Culex tarsalis</i>	14	51.9%		
	08/20/2024	<i>Culiseta inornata</i>	1	3.7%		
		Total	27			

FC-027	CDC Light Trap	Larimer	3001 San Luis					
			08/20/2024	<i>Aedes dorsalis</i>	2	7.1%		<ul style="list-style-type: none"> ■ <i>Aedes-Oc</i> ■ <i>Anopheles</i> ■ <i>Culex</i> ■ <i>Culiseta</i> ■ <i>Other</i>
			08/20/2024	<i>Aedes vexans</i>	11	39.3%		
			08/20/2024	<i>Culex pipiens</i>	12	42.9%		
			08/20/2024	<i>Culex tarsalis</i>	2	7.1%		
			08/20/2024	<i>Culiseta inornata</i>	1	3.6%		
				Total	28			

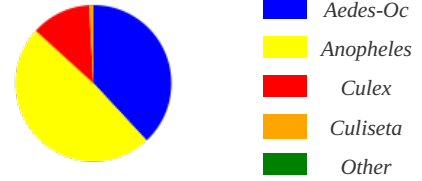
FC-029	CDC Light Trap	Larimer	Ben's Park					
			08/22/2024	<i>Aedes vexans</i>	8	32.0%		<ul style="list-style-type: none"> ■ <i>Aedes-Oc</i> ■ <i>Anopheles</i> ■ <i>Culex</i> ■ <i>Culiseta</i> ■ <i>Other</i>
			08/22/2024	<i>Culex pipiens</i>	7	28.0%		
			08/22/2024	<i>Culex tarsalis</i>	10	40.0%		
				Total	25			

FC-029gr	Gravid Trap	Larimer	Ben's Park Gravid					
			08/22/2024	<i>Culex pipiens</i>	36	100.0%		<ul style="list-style-type: none"> ■ <i>Aedes-Oc</i> ■ <i>Anopheles</i> ■ <i>Culex</i> ■ <i>Culiseta</i> ■ <i>Other</i>
				Total	36			

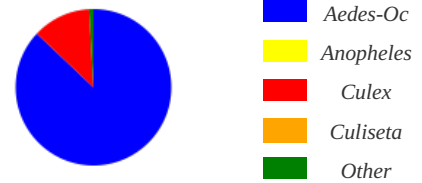
FC-031	CDC Light Trap	Larimer	Willow Springs					
			08/20/2024	<i>Aedes dorsalis</i>	4	5.6%		<ul style="list-style-type: none"> ■ <i>Aedes-Oc</i> ■ <i>Anopheles</i> ■ <i>Culex</i> ■ <i>Culiseta</i> ■ <i>Other</i>
			08/20/2024	<i>Aedes melanimon</i>	2	2.8%		
			08/20/2024	<i>Aedes vexans</i>	7	9.7%		
			08/20/2024	<i>Culex pipiens</i>	14	19.4%		
			08/20/2024	<i>Culex tarsalis</i>	43	59.7%		
			08/20/2024	<i>Culiseta inornata</i>	2	2.8%		

Trap #	Date	Species	Count	Percent
		Total	72	

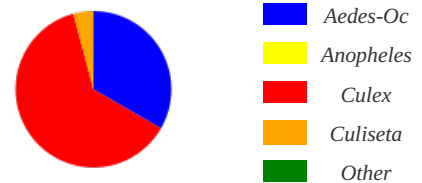
FC-034	CDC Light Trap	Larimer	Country Club		
		08/19/2024	<i>Aedes dorsalis</i>	6	5.3%
		08/19/2024	<i>Aedes melanimon</i>	1	0.9%
		08/19/2024	<i>Aedes vexans</i>	36	31.9%
		08/19/2024	<i>Anopheles freeborni</i>	55	48.7%
		08/19/2024	<i>Culex tarsalis</i>	14	12.4%
		08/19/2024	<i>Culiseta inornata</i>	1	0.9%
			Total	113	




FC-036	CDC Light Trap	Larimer	Hemlock		
		08/19/2024	<i>Aedes dorsalis</i>	26	24.1%
		08/19/2024	<i>Aedes vexans</i>	68	63.0%
		08/19/2024	<i>Coquillettidia perturbans</i>	1	0.9%
		08/19/2024	<i>Culex pipiens</i>	4	3.7%
		08/19/2024	<i>Culex tarsalis</i>	9	8.3%
			Total	108	





FC-037	CDC Light Trap	Larimer	Chelsea Ridge		
		08/22/2024	<i>Aedes vexans</i>	8	33.3%
		08/22/2024	<i>Culex pipiens</i>	1	4.2%
		08/22/2024	<i>Culex tarsalis</i>	14	58.3%
		08/22/2024	<i>Culiseta inornata</i>	1	4.2%
			Total	24	




FC-038	CDC Light Trap	Larimer	Lochside Lane		
--------	----------------	---------	---------------	--	--

Trap #	Date	Species	Count	Percent		
	08/19/2024	<i>Aedes dorsalis</i>	1	1.1%		<ul style="list-style-type: none"> ■ <i>Aedes-Oc</i> ■ <i>Anopheles</i> ■ <i>Culex</i> ■ <i>Culiseta</i> ■ <i>Other</i>
	08/19/2024	<i>Aedes melanimon</i>	3	3.4%		
	08/19/2024	<i>Aedes vexans</i>	49	56.3%		
	08/19/2024	<i>Culex pipiens</i>	9	10.3%		
	08/19/2024	<i>Culex tarsalis</i>	25	28.7%		
		Total	87			

FC-039	CDC Light Trap	Larimer	Fossil Creek South			
	08/20/2024	<i>Aedes dorsalis</i>	6	20.0%		<ul style="list-style-type: none"> ■ <i>Aedes-Oc</i> ■ <i>Anopheles</i> ■ <i>Culex</i> ■ <i>Culiseta</i> ■ <i>Other</i>
	08/20/2024	<i>Aedes melanimon</i>	1	3.3%		
	08/20/2024	<i>Aedes vexans</i>	8	26.7%		
	08/20/2024	<i>Culex pipiens</i>	2	6.7%		
	08/20/2024	<i>Culex tarsalis</i>	11	36.7%		
	08/20/2024	<i>Culiseta inornata</i>	2	6.7%		
		Total	30			

FC-040	CDC Light Trap	Larimer	Redwood			
	08/19/2024	<i>Aedes dorsalis</i>	13	34.2%		<ul style="list-style-type: none"> ■ <i>Aedes-Oc</i> ■ <i>Anopheles</i> ■ <i>Culex</i> ■ <i>Culiseta</i> ■ <i>Other</i>
	08/19/2024	<i>Aedes melanimon</i>	1	2.6%		
	08/19/2024	<i>Aedes vexans</i>	11	28.9%		
	08/19/2024	<i>Culex pipiens</i>	3	7.9%		
	08/19/2024	<i>Culex tarsalis</i>	10	26.3%		
		Total	38			

FC-040gr	Gravid Trap	Larimer	Redwood Gravid			
	08/19/2024	<i>Culex pipiens</i>	257	100.0%		<ul style="list-style-type: none"> ■ <i>Aedes-Oc</i> ■ <i>Anopheles</i> ■ <i>Culex</i> ■ <i>Culiseta</i> ■ <i>Other</i>
		Total	257			

FC-041	CDC Light Trap	Larimer	Fishback			
--------	----------------	---------	----------	--	--	--

Trap #	Date	Species	Count	Percent		
	08/21/2024	<i>Aedes dorsalis</i>	1	2.6%		<ul style="list-style-type: none"> ■ <i>Aedes-Oc</i> ■ <i>Anopheles</i> ■ <i>Culex</i> ■ <i>Culiseta</i> ■ <i>Other</i>
	08/21/2024	<i>Aedes vexans</i>	4	10.5%		
	08/21/2024	<i>Culex pipiens</i>	18	47.4%		
	08/21/2024	<i>Culex tarsalis</i>	15	39.5%		
		Total	38			

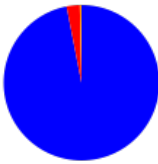
FC-046	CDC Light Trap	Larimer	Westshore Ct					
			08/20/2024	<i>Culex pipiens</i>	23	76.7%		<ul style="list-style-type: none"> ■ <i>Aedes-Oc</i> ■ <i>Anopheles</i> ■ <i>Culex</i> ■ <i>Culiseta</i> ■ <i>Other</i>
			08/20/2024	<i>Culex tarsalis</i>	7	23.3%		
				Total	30			

FC-047	CDC Light Trap	Larimer	Keeneland And Twin Oak					
			08/20/2024	<i>Aedes dorsalis</i>	1	3.4%		<ul style="list-style-type: none"> ■ <i>Aedes-Oc</i> ■ <i>Anopheles</i> ■ <i>Culex</i> ■ <i>Culiseta</i> ■ <i>Other</i>
			08/20/2024	<i>Aedes vexans</i>	5	17.2%		
			08/20/2024	<i>Culex pipiens</i>	4	13.8%		
			08/20/2024	<i>Culex tarsalis</i>	18	62.1%		
			08/20/2024	<i>Culiseta inornata</i>	1	3.4%		
				Total	29			

FC-049	CDC Light Trap	Larimer	Casa Grande and Downing					
			08/21/2024	<i>Aedes vexans</i>	18	90.0%		<ul style="list-style-type: none"> ■ <i>Aedes-Oc</i> ■ <i>Anopheles</i> ■ <i>Culex</i> ■ <i>Culiseta</i> ■ <i>Other</i>
			08/21/2024	<i>Culiseta inornata</i>	2	10.0%		
				Total	20			

FC-050	CDC Light Trap	Larimer	Golden Meadows Ditch					
			08/20/2024	<i>Culex pipiens</i>	1	33.3%		<ul style="list-style-type: none"> ■ <i>Aedes-Oc</i> ■ <i>Anopheles</i> ■ <i>Culex</i> ■ <i>Culiseta</i> ■ <i>Other</i>
			08/20/2024	<i>Culex tarsalis</i>	2	66.7%		
				Total	3			

Trap #	Date	Species	Count	Percent
FC-052	CDC Light Trap	Larimer 603 Gilgalad Way		
		08/21/2024	<i>Aedes hendersoni</i>	1 0.3%
		08/21/2024	<i>Aedes vexans</i>	284 96.6%
		08/21/2024	<i>Culex pipiens</i>	5 1.7%
		08/21/2024	<i>Culex tarsalis</i>	3 1.0%
		08/21/2024	<i>Culiseta inornata</i>	1 0.3%
Total			294	



- *Aedes-Oc*
- *Anopheles*
- *Culex*
- *Culiseta*
- *Other*

FC-053	CDC Light Trap	Larimer Egret and Rookery		
		08/20/2024	<i>Trap Malfunction</i>	0 NaN%
Total			0	

- *Aedes-Oc*
- *Anopheles*
- *Culex*
- *Culiseta*
- *Other*

FC-054	CDC Light Trap	Larimer 737 Parliament		
		08/22/2024	<i>Aedes dorsalis</i>	1 10.0%
		08/22/2024	<i>Aedes vexans</i>	7 70.0%
		08/22/2024	<i>Culex tarsalis</i>	2 20.0%
		Total		



- *Aedes-Oc*
- *Anopheles*
- *Culex*
- *Culiseta*
- *Other*

FC-057	CDC Light Trap	Larimer Registry Ridge		
		08/22/2024	<i>Aedes dorsalis</i>	2 12.5%
		08/22/2024	<i>Aedes vexans</i>	11 68.8%
		08/22/2024	<i>Culex tarsalis</i>	2 12.5%
		08/22/2024	<i>Culiseta inornata</i>	1 6.3%
Total			16	



- *Aedes-Oc*
- *Anopheles*
- *Culex*
- *Culiseta*
- *Other*

FC-058	CDC Light Trap	Larimer	Spring Creek Trail-- Michener Dr
--------	----------------	---------	-------------------------------------

Trap #	Date	Species	Count	Percent		
	08/21/2024	<i>Aedes vexans</i>	14	58.3%		<ul style="list-style-type: none"> ■ <i>Aedes-Oc</i> ■ <i>Anopheles</i> ■ <i>Culex</i> ■ <i>Culiseta</i> ■ <i>Other</i>
	08/21/2024	<i>Culex pipiens</i>	4	16.7%		
	08/21/2024	<i>Culex tarsalis</i>	6	25.0%		
		Total	24			

FC-059	CDC Light Trap	Larimer	Springwood and Lochwood					
			08/20/2024	<i>Aedes vexans</i>	1	8.3%		<ul style="list-style-type: none"> ■ <i>Aedes-Oc</i> ■ <i>Anopheles</i> ■ <i>Culex</i> ■ <i>Culiseta</i> ■ <i>Other</i>
			08/20/2024	<i>Culex pipiens</i>	3	25.0%		
			08/20/2024	<i>Culex tarsalis</i>	8	66.7%		
				Total	12			

FC-060	CDC Light Trap	Larimer	808 Ponderosa					
			08/21/2024	<i>Aedes dorsalis</i>	2	7.4%		<ul style="list-style-type: none"> ■ <i>Aedes-Oc</i> ■ <i>Anopheles</i> ■ <i>Culex</i> ■ <i>Culiseta</i> ■ <i>Other</i>
			08/21/2024	<i>Aedes vexans</i>	4	14.8%		
			08/21/2024	<i>Culex pipiens</i>	12	44.4%		
			08/21/2024	<i>Culex tarsalis</i>	9	33.3%		
				Total	27			

FC-061	CDC Light Trap	Larimer	Holley Plant Research Center					
			08/21/2024	<i>Aedes dorsalis</i>	2	6.3%		<ul style="list-style-type: none"> ■ <i>Aedes-Oc</i> ■ <i>Anopheles</i> ■ <i>Culex</i> ■ <i>Culiseta</i> ■ <i>Other</i>
			08/21/2024	<i>Aedes vexans</i>	20	62.5%		
			08/21/2024	<i>Culex pipiens</i>	2	6.3%		
			08/21/2024	<i>Culex tarsalis</i>	7	21.9%		
			08/21/2024	<i>Culiseta inornata</i>	1	3.1%		
				Total	32			

FC-062	CDC Light Trap	Larimer	Water's Edge at Blue Mesa			
--------	----------------	---------	---------------------------	--	--	--

Trap #	Date	Species	Count	Percent		
	08/22/2024	<i>Aedes vexans</i>	1	16.7%		<ul style="list-style-type: none"> ■ <i>Aedes-Oc</i> ■ <i>Anopheles</i> ■ <i>Culex</i> ■ <i>Culiseta</i> ■ <i>Other</i>
	08/22/2024	<i>Culex pipiens</i>	4	66.7%		
	08/22/2024	<i>Culex tarsalis</i>	1	16.7%		
		Total	6			

FC-063	CDC Light Trap	Larimer	Red Fox Meadows				
		08/21/2024	<i>Aedes dorsalis</i>	1	1.0%		<ul style="list-style-type: none"> ■ <i>Aedes-Oc</i> ■ <i>Anopheles</i> ■ <i>Culex</i> ■ <i>Culiseta</i> ■ <i>Other</i>
		08/21/2024	<i>Aedes increpitus</i>	3	3.1%		
		08/21/2024	<i>Aedes vexans</i>	86	88.7%		
		08/21/2024	<i>Anopheles freeborni</i>	1	1.0%		
		08/21/2024	<i>Culex pipiens</i>	3	3.1%		
		08/21/2024	<i>Culex tarsalis</i>	3	3.1%		
			Total	97			

FC-063gr	Gravid Trap	Larimer	Red Fox Meadows Gravid				
		08/21/2024	<i>Aedes vexans</i>	6	11.5%		<ul style="list-style-type: none"> ■ <i>Aedes-Oc</i> ■ <i>Anopheles</i> ■ <i>Culex</i> ■ <i>Culiseta</i> ■ <i>Other</i>
		08/21/2024	<i>Culex pipiens</i>	46	88.5%		
			Total	52			

FC-064	CDC Light Trap	Larimer	West Chase				
		08/20/2024	<i>Aedes dorsalis</i>	2	2.4%		<ul style="list-style-type: none"> ■ <i>Aedes-Oc</i> ■ <i>Anopheles</i> ■ <i>Culex</i> ■ <i>Culiseta</i> ■ <i>Other</i>
		08/20/2024	<i>Aedes melanimon</i>	2	2.4%		
		08/20/2024	<i>Aedes vexans</i>	43	52.4%		
		08/20/2024	<i>Culex pipiens</i>	15	18.3%		
		08/20/2024	<i>Culex tarsalis</i>	19	23.2%		
		08/20/2024	<i>Culiseta inornata</i>	1	1.2%		
			Total	82			

FC-066	CDC Light Trap	Larimer	Prospect Ponds
--------	----------------	---------	----------------

Trap #	Date	Species	Count	Percent
	08/19/2024	<i>Aedes dorsalis</i>	1	2.9%
	08/19/2024	<i>Aedes melanimon</i>	1	2.9%
	08/19/2024	<i>Aedes vexans</i>	4	11.8%
	08/19/2024	<i>Anopheles freeborni</i>	3	8.8%
	08/19/2024	<i>Culex pipiens</i>	11	32.4%
	08/19/2024	<i>Culex tarsalis</i>	14	41.2%
		Total	34	



- *Aedes-Oc*
- *Anopheles*
- *Culex*
- *Culiseta*
- *Other*

FC-066gr	Gravid Trap	Larimer	Prospect Ponds Gravid
		08/19/2024	<i>Culex pipiens</i> 42 97.7%
		08/19/2024	<i>Culex tarsalis</i> 1 2.3%
			Total 43



- *Aedes-Oc*
- *Anopheles*
- *Culex*
- *Culiseta*
- *Other*

FC-067	CDC Light Trap	Larimer	Poudre River Trail
		08/19/2024	<i>Aedes dorsalis</i> 3 21.4%
		08/19/2024	<i>Aedes vexans</i> 3 21.4%
		08/19/2024	<i>Culex tarsalis</i> 8 57.1%
			Total 14



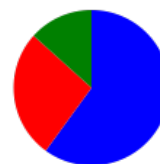
- *Aedes-Oc*
- *Anopheles*
- *Culex*
- *Culiseta*
- *Other*

FC-068	CDC Light Trap	Larimer	5029 Crest Dr
		08/22/2024	<i>Aedes vexans</i> 4 57.1%
		08/22/2024	<i>Culex pipiens</i> 1 14.3%
		08/22/2024	<i>Culex tarsalis</i> 2 28.6%
			Total 7



- *Aedes-Oc*
- *Anopheles*
- *Culex*
- *Culiseta*
- *Other*


FC-069	CDC Light Trap	Larimer	Linden Lake Rd
		08/19/2024	<i>Aedes dorsalis</i> 3 20.0%
		08/19/2024	<i>Aedes melanimon</i> 2 13.3%
		08/19/2024	<i>Aedes vexans</i> 4 26.7%
		08/19/2024	<i>Coquillettidia perturbans</i> 2 13.3%
		08/19/2024	<i>Culex tarsalis</i> 4 26.7%



- *Aedes-Oc*
- *Anopheles*
- *Culex*
- *Culiseta*
- *Other*


Trap #	Date	Species	Count	Percent
		Total	15	

FC-071	CDC Light Trap	Larimer	Silvergate Rd
	08/22/2024	<i>Aedes vexans</i>	2 100.0%
		Total	2




- *Aedes-Oc*
- *Anopheles*
- *Culex*
- *Culiseta*
- *Other*

FC-072	CDC Light Trap	Larimer	422 Lake Dr
	08/19/2024	<i>Aedes dorsalis</i>	1 4.8%
	08/19/2024	<i>Aedes melanimon</i>	1 4.8%
	08/19/2024	<i>Aedes vexans</i>	2 9.5%
	08/19/2024	<i>Culex pipiens</i>	4 19.0%
	08/19/2024	<i>Culex tarsalis</i>	13 61.9%
		Total	21




- *Aedes-Oc*
- *Anopheles*
- *Culex*
- *Culiseta*
- *Other*

FC-073	CDC Light Trap	Larimer	118 S Grant
	08/21/2024	<i>Culex pipiens</i>	2 100.0%
		Total	2



- *Aedes-Oc*
- *Anopheles*
- *Culex*
- *Culiseta*
- *Other*

FC-074	CDC Light Trap	Larimer	Rock Creek
	08/20/2024	<i>Aedes vexans</i>	5 62.5%
	08/20/2024	<i>Culex tarsalis</i>	3 37.5%
		Total	8



- *Aedes-Oc*
- *Anopheles*
- *Culex*
- *Culiseta*
- *Other*

FC-075	CDC Light Trap	Larimer	Sage Creek North
--------	----------------	---------	------------------

Trap #	Date	Species	Count	Percent		
	08/20/2024	<i>Aedes dorsalis</i>	1	0.6%		<ul style="list-style-type: none"> ■ <i>Aedes-Oc</i> ■ <i>Anopheles</i> ■ <i>Culex</i> ■ <i>Culiseta</i> ■ <i>Other</i>
	08/20/2024	<i>Aedes vexans</i>	145	82.9%		
	08/20/2024	<i>Culex pipiens</i>	14	8.0%		
	08/20/2024	<i>Culex tarsalis</i>	14	8.0%		
	08/20/2024	<i>Culiseta inornata</i>	1	0.6%		
		Total	175			

FC-075gr	Gravid Trap	Larimer	Sage Creek North Gravid				
		08/20/2024	<i>Aedes vexans</i>	5	35.7%		<ul style="list-style-type: none"> ■ <i>Aedes-Oc</i> ■ <i>Anopheles</i> ■ <i>Culex</i> ■ <i>Culiseta</i> ■ <i>Other</i>
		08/20/2024	<i>Culex pipiens</i>	9	64.3%		
			Total	14			

FC-088gr	Gravid Trap	Larimer	English Ranch Park Gravid				
		08/20/2024	<i>Culex pipiens</i>	162	100.0%		<ul style="list-style-type: none"> ■ <i>Aedes-Oc</i> ■ <i>Anopheles</i> ■ <i>Culex</i> ■ <i>Culiseta</i> ■ <i>Other</i>
			Total	162			

FC-089gr	Gravid Trap	Larimer	Kunz Ct. and Brook Dr. Gravid				
		08/22/2024	<i>Culex pipiens</i>	23	100.0%		<ul style="list-style-type: none"> ■ <i>Aedes-Oc</i> ■ <i>Anopheles</i> ■ <i>Culex</i> ■ <i>Culiseta</i> ■ <i>Other</i>
			Total	23			

FC-090gr	Gravid Trap	Larimer	Mountain Grandview Cemetery Gravid				
		08/21/2024	<i>Culex pipiens</i>	68	98.6%		<ul style="list-style-type: none"> ■ <i>Aedes-Oc</i> ■ <i>Anopheles</i> ■ <i>Culex</i> ■ <i>Culiseta</i> ■ <i>Other</i>
		08/21/2024	<i>Culex tarsalis</i>	1	1.4%		
			Total	69			

FC-091gr	Gravid Trap	Larimer	PVH Gravid
----------	-------------	---------	------------

Trap #	Date	Species	Count	Percent
--------	------	---------	-------	---------

08/19/2024	<i>Culex pipiens</i>	10	100.0%
Total		10	



- *Aedes-Oc*
- *Anopheles*
- *Culex*
- *Culiseta*
- *Other*

FC-092gr	Gravid Trap	Larimer	Udall Natural Gravid
----------	-------------	---------	----------------------

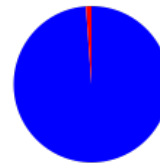
08/19/2024	<i>Culex pipiens</i>	52	100.0%
Total		52	



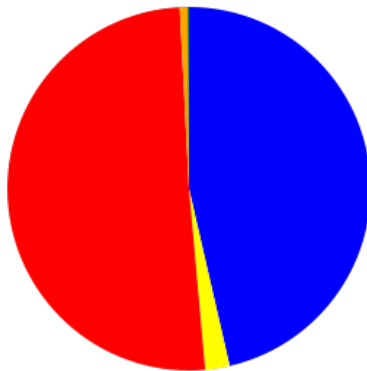
- *Aedes-Oc*
- *Anopheles*
- *Culex*
- *Culiseta*
- *Other*

FC-093	CDC Light Trap	Larimer	Lopez Elementary
--------	----------------	---------	------------------

08/22/2024	<i>Aedes vexans</i>	87	98.9%
08/22/2024	<i>Culex tarsalis</i>	1	1.1%
Total		88	



- *Aedes-Oc*
- *Anopheles*
- *Culex*
- *Culiseta*
- *Other*



	TOTAL	%
■ <i>Aedes-Oc</i>	1,260	46.4%
■ <i>Anopheles</i>	59	2.2%
■ <i>Culex</i>	1,374	50.6%
■ <i>Culiseta</i>	19	0.7%
■ <i>Other</i>	3	0.1%