

Adult Trap Data - Detail

Start Date: 09/01/2024 End Date: 09/06/2024

Fort Collins

Trap #		Date	Species	Count	Percent		
--------	--	------	---------	-------	---------	--	--

FC-001	CDC Light Trap	Larimer	Magic Carpet				
		09/05/2024	<i>Aedes dorsalis</i>	2	40.0%		<ul style="list-style-type: none"> ■ <i>Aedes-Oc</i> ■ <i>Anopheles</i> ■ <i>Culex</i> ■ <i>Culiseta</i> ■ <i>Other</i>
		09/05/2024	<i>Aedes vexans</i>	1	20.0%		
		09/05/2024	<i>Culex pipiens</i>	2	40.0%		
			Total	5			

Trap #		Date	Species	Count	Percent		
--------	--	------	---------	-------	---------	--	--

FC-004	CDC Light Trap	Larimer	Big Horn				
		09/05/2024	<i>Aedes vexans</i>	4	30.8%		<ul style="list-style-type: none"> ■ <i>Aedes-Oc</i> ■ <i>Anopheles</i> ■ <i>Culex</i> ■ <i>Culiseta</i> ■ <i>Other</i>
		09/05/2024	<i>Culex pipiens</i>	6	46.2%		
		09/05/2024	<i>Culex tarsalis</i>	3	23.1%		
			Total	13			

Trap #		Date	Species	Count	Percent		
--------	--	------	---------	-------	---------	--	--

FC-006	CDC Light Trap	Larimer	N. Linden				
		09/04/2024	<i>Aedes vexans</i>	7	100.0%		<ul style="list-style-type: none"> ■ <i>Aedes-Oc</i> ■ <i>Anopheles</i> ■ <i>Culex</i> ■ <i>Culiseta</i> ■ <i>Other</i>
			Total	7			

Trap #		Date	Species	Count	Percent		
--------	--	------	---------	-------	---------	--	--

FC-011	CDC Light Trap	Larimer	Golden Current				
		09/04/2024	<i>Aedes cinereus</i>	1	2.9%		<ul style="list-style-type: none"> ■ <i>Aedes-Oc</i> ■ <i>Anopheles</i> ■ <i>Culex</i> ■ <i>Culiseta</i> ■ <i>Other</i>
		09/04/2024	<i>Aedes vexans</i>	32	91.4%		
		09/04/2024	<i>Culex pipiens</i>	2	5.7%		
			Total	35			

Trap #		Date	Species	Count	Percent		
--------	--	------	---------	-------	---------	--	--

FC-014	CDC Light Trap	Larimer	FC Visitor Center				
--------	----------------	---------	-------------------	--	--	--	--

Trap #	Date	Species	Count	Percent		
	09/04/2024	<i>Aedes dorsalis</i>	7	29.2%		<ul style="list-style-type: none"> ■ <i>Aedes-Oc</i> ■ <i>Anopheles</i> ■ <i>Culex</i> ■ <i>Culiseta</i> ■ <i>Other</i>
	09/04/2024	<i>Aedes vexans</i>	6	25.0%		
	09/04/2024	<i>Culex pipiens</i>	7	29.2%		
	09/04/2024	<i>Culex tarsalis</i>	4	16.7%		
		Total	24			

FC-015	CDC Light Trap	Larimer	Stuart and Dorset					
			09/04/2024	<i>Aedes melanimon</i>	1	5.0%		<ul style="list-style-type: none"> ■ <i>Aedes-Oc</i> ■ <i>Anopheles</i> ■ <i>Culex</i> ■ <i>Culiseta</i> ■ <i>Other</i>
			09/04/2024	<i>Aedes vexans</i>	15	75.0%		
			09/04/2024	<i>Culex pipiens</i>	4	20.0%		
				Total	20			

FC-019	CDC Light Trap	Larimer	Edora Park					
			09/04/2024	<i>Aedes vexans</i>	5	31.3%		<ul style="list-style-type: none"> ■ <i>Aedes-Oc</i> ■ <i>Anopheles</i> ■ <i>Culex</i> ■ <i>Culiseta</i> ■ <i>Other</i>
			09/04/2024	<i>Culex pipiens</i>	9	56.3%		
			09/04/2024	<i>Culex tarsalis</i>	2	12.5%		
				Total	16			

FC-023	CDC Light Trap	Larimer	Boltz					
			09/05/2024	<i>Aedes vexans</i>	2	40.0%		<ul style="list-style-type: none"> ■ <i>Aedes-Oc</i> ■ <i>Anopheles</i> ■ <i>Culex</i> ■ <i>Culiseta</i> ■ <i>Other</i>
			09/05/2024	<i>Culex pipiens</i>	3	60.0%		
				Total	5			

FC-027	CDC Light Trap	Larimer	3001 San Luis			

Trap #	Date	Species	Count	Percent		
	09/05/2024	<i>Aedes dorsalis</i>	3	7.7%		<ul style="list-style-type: none"> ■ <i>Aedes-Oc</i> ■ <i>Anopheles</i> ■ <i>Culex</i> ■ <i>Culiseta</i> ■ <i>Other</i>
	09/05/2024	<i>Aedes vexans</i>	18	46.2%		
	09/05/2024	<i>Culex pipiens</i>	16	41.0%		
	09/05/2024	<i>Culex tarsalis</i>	2	5.1%		
		Total	39			

FC-029	CDC Light Trap	Larimer	Ben's Park					
			09/05/2024	<i>Aedes dorsalis</i>	2	15.4%		<ul style="list-style-type: none"> ■ <i>Aedes-Oc</i> ■ <i>Anopheles</i> ■ <i>Culex</i> ■ <i>Culiseta</i> ■ <i>Other</i>
			09/05/2024	<i>Aedes melanimon</i>	1	7.7%		
			09/05/2024	<i>Aedes vexans</i>	5	38.5%		
			09/05/2024	<i>Culex pipiens</i>	1	7.7%		
			09/05/2024	<i>Culex tarsalis</i>	4	30.8%		
				Total	13			

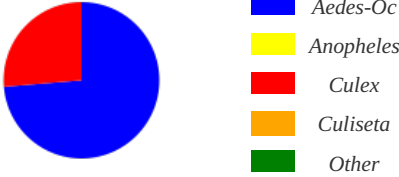
FC-029gr	Gravid Trap	Larimer	Ben's Park Gravid					
			09/05/2024	<i>Culex pipiens</i>	21	100.0%		<ul style="list-style-type: none"> ■ <i>Aedes-Oc</i> ■ <i>Anopheles</i> ■ <i>Culex</i> ■ <i>Culiseta</i> ■ <i>Other</i>
				Total	21			

FC-031	CDC Light Trap	Larimer	Willow Springs					
			09/05/2024	<i>Aedes dorsalis</i>	2	15.4%		<ul style="list-style-type: none"> ■ <i>Aedes-Oc</i> ■ <i>Anopheles</i> ■ <i>Culex</i> ■ <i>Culiseta</i> ■ <i>Other</i>
			09/05/2024	<i>Aedes vexans</i>	3	23.1%		
			09/05/2024	<i>Culex pipiens</i>	3	23.1%		
			09/05/2024	<i>Culex tarsalis</i>	5	38.5%		
				Total	13			

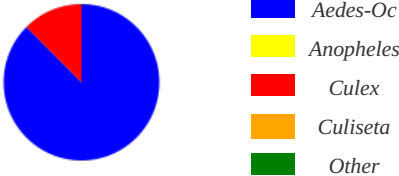
FC-034	CDC Light Trap	Larimer	Country Club					
			09/04/2024	<i>Aedes dorsalis</i>	1	10.0%		<ul style="list-style-type: none"> ■ <i>Aedes-Oc</i> ■ <i>Anopheles</i> ■ <i>Culex</i> ■ <i>Culiseta</i> ■ <i>Other</i>
			09/04/2024	<i>Aedes melanimon</i>	1	10.0%		
			09/04/2024	<i>Aedes vexans</i>	5	50.0%		
			09/04/2024	<i>Anopheles freeborni</i>	1	10.0%		
			09/04/2024	<i>Culex tarsalis</i>	2	20.0%		
				Total	10			

Trap #	Date	Species	Count	Percent
--------	------	---------	-------	---------

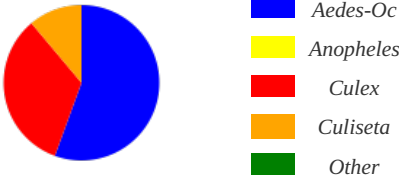
FC-036	CDC Light Trap	Larimer	Hemlock		
		09/04/2024	<i>Aedes dorsalis</i>	2	5.3%
		09/04/2024	<i>Aedes melanimon</i>	3	7.9%
		09/04/2024	<i>Aedes vexans</i>	23	60.5%
		09/04/2024	<i>Culex pipiens</i>	6	15.8%
		09/04/2024	<i>Culex tarsalis</i>	4	10.5%
			Total	38	



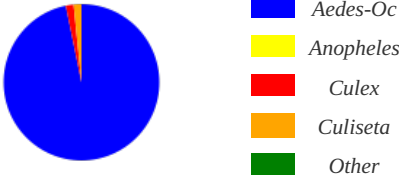
FC-037	CDC Light Trap	Larimer	Chelsea Ridge		
		09/05/2024	<i>Aedes dorsalis</i>	1	12.5%
		09/05/2024	<i>Aedes vexans</i>	6	75.0%
		09/05/2024	<i>Culex pipiens</i>	1	12.5%
			Total	8	








FC-038	CDC Light Trap	Larimer	Lochside Lane		
		09/04/2024	<i>Aedes dorsalis</i>	1	11.1%
		09/04/2024	<i>Aedes vexans</i>	4	44.4%
		09/04/2024	<i>Culex tarsalis</i>	3	33.3%
		09/04/2024	<i>Culiseta inornata</i>	1	11.1%
			Total	9	



FC-039	CDC Light Trap	Larimer	Fossil Creek South		
		09/05/2024	<i>Aedes dorsalis</i>	20	32.3%
		09/05/2024	<i>Aedes vexans</i>	40	64.5%
		09/05/2024	<i>Culex tarsalis</i>	1	1.6%
		09/05/2024	<i>Culiseta inornata</i>	1	1.6%
			Total	62	



Trap #	Date	Species	Count	Percent		
FC-040	CDC Light Trap	Larimer Redwood				
		09/04/2024	<i>Aedes vexans</i>	3	17.6%	 <ul style="list-style-type: none"> ■ <i>Aedes-Oc</i> ■ <i>Anopheles</i> ■ <i>Culex</i> ■ <i>Culiseta</i> ■ <i>Other</i>
		09/04/2024	<i>Culex pipiens</i>	11	64.7%	
		09/04/2024	<i>Culex tarsalis</i>	3	17.6%	
		Total		17		
FC-040gr	Gravid Trap	Larimer Redwood Gravid				
		09/04/2024	<i>Culex pipiens</i>	83	100.0%	 <ul style="list-style-type: none"> ■ <i>Aedes-Oc</i> ■ <i>Anopheles</i> ■ <i>Culex</i> ■ <i>Culiseta</i> ■ <i>Other</i>
		Total		83		
FC-041	CDC Light Trap	Larimer Fishback				
		09/04/2024	<i>Aedes vexans</i>	1	25.0%	 <ul style="list-style-type: none"> ■ <i>Aedes-Oc</i> ■ <i>Anopheles</i> ■ <i>Culex</i> ■ <i>Culiseta</i> ■ <i>Other</i>
		09/04/2024	<i>Culex pipiens</i>	2	50.0%	
		09/04/2024	<i>Culiseta inornata</i>	1	25.0%	
		Total		4		
FC-046	CDC Light Trap	Larimer Westshore Ct				
		09/05/2024	<i>Aedes vexans</i>	6	66.7%	 <ul style="list-style-type: none"> ■ <i>Aedes-Oc</i> ■ <i>Anopheles</i> ■ <i>Culex</i> ■ <i>Culiseta</i> ■ <i>Other</i>
		09/05/2024	<i>Culex pipiens</i>	3	33.3%	
		Total		9		
FC-047	CDC Light Trap	Larimer Keeneland And Twin Oak				
		09/05/2024	<i>Aedes vexans</i>	5	23.8%	 <ul style="list-style-type: none"> ■ <i>Aedes-Oc</i> ■ <i>Anopheles</i> ■ <i>Culex</i> ■ <i>Culiseta</i> ■ <i>Other</i>
		09/05/2024	<i>Culex pipiens</i>	11	52.4%	
		09/05/2024	<i>Culex tarsalis</i>	5	23.8%	
		Total		21		
FC-049	CDC Light Trap	Larimer	Casa Grande and Downing			

Trap #	Date	Species	Count	Percent		
	09/04/2024	<i>Aedes vexans</i>	22	78.6%		<ul style="list-style-type: none"> ■ <i>Aedes-Oc</i> ■ <i>Anopheles</i> ■ <i>Culex</i> ■ <i>Culiseta</i> ■ <i>Other</i>
	09/04/2024	<i>Culex pipiens</i>	5	17.9%		
	09/04/2024	<i>Culex tarsalis</i>	1	3.6%		
		Total	28			

FC-050	CDC Light Trap	Larimer	Golden Meadows Ditch					
			09/05/2024	<i>Aedes vexans</i>	1	33.3%		<ul style="list-style-type: none"> ■ <i>Aedes-Oc</i> ■ <i>Anopheles</i> ■ <i>Culex</i> ■ <i>Culiseta</i> ■ <i>Other</i>
			09/05/2024	<i>Culex pipiens</i>	2	66.7%		
				Total	3			

FC-052	CDC Light Trap	Larimer	603 Gilgalad Way					
			09/04/2024	<i>Aedes vexans</i>	202	98.5%		<ul style="list-style-type: none"> ■ <i>Aedes-Oc</i> ■ <i>Anopheles</i> ■ <i>Culex</i> ■ <i>Culiseta</i> ■ <i>Other</i>
			09/04/2024	<i>Culex pipiens</i>	1	0.5%		
			09/04/2024	<i>Culex tarsalis</i>	1	0.5%		
			09/04/2024	<i>Culiseta inornata</i>	1	0.5%		
				Total	205			

FC-053	CDC Light Trap	Larimer	Egret and Rookery					
			09/05/2024	<i>Aedes dorsalis</i>	2	4.7%		<ul style="list-style-type: none"> ■ <i>Aedes-Oc</i> ■ <i>Anopheles</i> ■ <i>Culex</i> ■ <i>Culiseta</i> ■ <i>Other</i>
			09/05/2024	<i>Aedes melanimon</i>	2	4.7%		
			09/05/2024	<i>Aedes vexans</i>	19	44.2%		
			09/05/2024	<i>Culex pipiens</i>	3	7.0%		
			09/05/2024	<i>Culex tarsalis</i>	17	39.5%		
				Total	43			

FC-054	CDC Light Trap	Larimer	737 Parliament					
			09/05/2024	<i>Aedes dorsalis</i>	1	4.5%		<ul style="list-style-type: none"> ■ <i>Aedes-Oc</i> ■ <i>Anopheles</i> ■ <i>Culex</i> ■ <i>Culiseta</i> ■ <i>Other</i>
			09/05/2024	<i>Aedes vexans</i>	21	95.5%		
				Total	22			

Trap #	Date	Species	Count	Percent
--------	------	---------	-------	---------

FC-057	CDC Light Trap	Larimer	Registry Ridge		
		09/05/2024	<i>Aedes dorsalis</i>	2	20.0%
		09/05/2024	<i>Aedes vexans</i>	7	70.0%
		09/05/2024	<i>Culex pipiens</i>	1	10.0%
Total				10	

- *Aedes-Oc*
- *Anopheles*
- *Culex*
- *Culiseta*
- *Other*

FC-058	CDC Light Trap	Larimer	Spring Creek Trail-- Michener Dr		
		09/04/2024	<i>Aedes vexans</i>	23	85.2%
		09/04/2024	<i>Culex pipiens</i>	2	7.4%
		09/04/2024	<i>Culex tarsalis</i>	2	7.4%
Total				27	


- *Aedes-Oc*
- *Anopheles*
- *Culex*
- *Culiseta*
- *Other*


FC-059	CDC Light Trap	Larimer	Springwood and Lochwood		
		09/05/2024	<i>Aedes dorsalis</i>	1	14.3%
		09/05/2024	<i>Aedes vexans</i>	1	14.3%
		09/05/2024	<i>Culex pipiens</i>	2	28.6%
		09/05/2024	<i>Culex tarsalis</i>	1	14.3%
		09/05/2024	<i>Culiseta inornata</i>	2	28.6%
Total				7	


- *Aedes-Oc*
- *Anopheles*
- *Culex*
- *Culiseta*
- *Other*


FC-060	CDC Light Trap	Larimer	808 Ponderosa
--------	----------------	---------	---------------

Trap #	Date	Species	Count	Percent		
	09/04/2024	<i>Aedes vexans</i>	1	12.5%		<ul style="list-style-type: none"> ■ <i>Aedes-Oc</i> ■ <i>Anopheles</i> ■ <i>Culex</i> ■ <i>Culiseta</i> ■ <i>Other</i>
	09/04/2024	<i>Culex pipiens</i>	6	75.0%		
	09/04/2024	<i>Culex tarsalis</i>	1	12.5%		
		Total	8			
FC-061	CDC Light Trap	Larimer	Holley Plant Research Center			<ul style="list-style-type: none"> ■ <i>Aedes-Oc</i> ■ <i>Anopheles</i> ■ <i>Culex</i> ■ <i>Culiseta</i> ■ <i>Other</i>
	09/04/2024	<i>Aedes dorsalis</i>	1	5.0%		
	09/04/2024	<i>Aedes vexans</i>	13	65.0%		
	09/04/2024	<i>Culex pipiens</i>	5	25.0%		
	09/04/2024	<i>Culex tarsalis</i>	1	5.0%		
		Total	20			
FC-062	CDC Light Trap	Larimer	Water's Edge at Blue Mesa			<ul style="list-style-type: none"> ■ <i>Aedes-Oc</i> ■ <i>Anopheles</i> ■ <i>Culex</i> ■ <i>Culiseta</i> ■ <i>Other</i>
	09/05/2024	<i>Aedes vexans</i>	1	25.0%		
	09/05/2024	<i>Culex pipiens</i>	1	25.0%		
	09/05/2024	<i>Culex tarsalis</i>	2	50.0%		
		Total	4			
FC-063	CDC Light Trap	Larimer	Red Fox Meadows			<ul style="list-style-type: none"> ■ <i>Aedes-Oc</i> ■ <i>Anopheles</i> ■ <i>Culex</i> ■ <i>Culiseta</i> ■ <i>Other</i>
	09/04/2024	<i>No Mosquitoes</i>	0	NaN%		
		Total	0			
FC-063gr	Gravid Trap	Larimer	Red Fox Meadows Gravid			<ul style="list-style-type: none"> ■ <i>Aedes-Oc</i> ■ <i>Anopheles</i> ■ <i>Culex</i> ■ <i>Culiseta</i> ■ <i>Other</i>
	09/04/2024	<i>Aedes vexans</i>	1	0.9%		
	09/04/2024	<i>Culex pipiens</i>	116	99.1%		
		Total	117			
FC-064	CDC Light Trap	Larimer	West Chase			


Trap #	Date	Species	Count	Percent		
	09/05/2024	<i>Aedes dorsalis</i>	2	1.7%		<ul style="list-style-type: none"> ■ <i>Aedes-Oc</i> ■ <i>Anopheles</i> ■ <i>Culex</i> ■ <i>Culiseta</i> ■ <i>Other</i>
	09/05/2024	<i>Aedes melanimon</i>	3	2.5%		
	09/05/2024	<i>Aedes vexans</i>	103	85.1%		
	09/05/2024	<i>Culex pipiens</i>	9	7.4%		
	09/05/2024	<i>Culex tarsalis</i>	4	3.3%		
		Total	121			

FC-066	CDC Light Trap	Larimer	Prospect Ponds				
		09/04/2024	<i>Aedes dorsalis</i>	29	4.9%		<ul style="list-style-type: none"> ■ <i>Aedes-Oc</i> ■ <i>Anopheles</i> ■ <i>Culex</i> ■ <i>Culiseta</i> ■ <i>Other</i>
		09/04/2024	<i>Aedes hendersoni</i>	4	0.7%		
		09/04/2024	<i>Aedes melanimon</i>	4	0.7%		
		09/04/2024	<i>Aedes nigromaculis</i>	1	0.2%		
		09/04/2024	<i>Aedes vexans</i>	445	75.8%		
		09/04/2024	<i>Culex pipiens</i>	88	15.0%		
		09/04/2024	<i>Culex tarsalis</i>	13	2.2%		
		09/04/2024	<i>Culiseta inornata</i>	3	0.5%		
			Total	587			

FC-066gr	Gravid Trap	Larimer	Prospect Ponds Gravid				
		09/04/2024	<i>Aedes dorsalis</i>	1	4.2%		<ul style="list-style-type: none"> ■ <i>Aedes-Oc</i> ■ <i>Anopheles</i> ■ <i>Culex</i> ■ <i>Culiseta</i> ■ <i>Other</i>
		09/04/2024	<i>Aedes vexans</i>	1	4.2%		
		09/04/2024	<i>Culex pipiens</i>	22	91.7%		
			Total	24			


FC-067	CDC Light Trap	Larimer	Poudre River Trail				
		09/04/2024	<i>Aedes dorsalis</i>	8	4.7%		<ul style="list-style-type: none"> ■ <i>Aedes-Oc</i> ■ <i>Anopheles</i> ■ <i>Culex</i> ■ <i>Culiseta</i> ■ <i>Other</i>
		09/04/2024	<i>Aedes melanimon</i>	4	2.4%		
		09/04/2024	<i>Aedes vexans</i>	148	87.6%		
		09/04/2024	<i>Culex pipiens</i>	2	1.2%		
		09/04/2024	<i>Culex tarsalis</i>	7	4.1%		
			Total	169			

Trap #	Date	Species	Count	Percent
FC-068	CDC Light Trap	Larimer 5029 Crest Dr		
		09/05/2024	<i>Aedes vexans</i>	8 80.0%
		09/05/2024	<i>Anopheles freeborni</i>	1 10.0%
		09/05/2024	<i>Culex tarsalis</i>	1 10.0%
			Total	10




- *Aedes-Oc*
- *Anopheles*
- *Culex*
- *Culiseta*
- *Other*

FC-069	CDC Light Trap	Larimer Linden Lake Rd		
		09/04/2024	<i>Aedes dorsalis</i>	1 5.3%
		09/04/2024	<i>Aedes melanimon</i>	1 5.3%
		09/04/2024	<i>Aedes vexans</i>	11 57.9%
		09/04/2024	<i>Culex tarsalis</i>	6 31.6%
	Total	19		




- *Aedes-Oc*
- *Anopheles*
- *Culex*
- *Culiseta*
- *Other*

FC-071	CDC Light Trap	Larimer Silvergate Rd		
		09/05/2024	<i>Aedes vexans</i>	5 83.3%
		09/05/2024	<i>Culex pipiens</i>	1 16.7%
			Total	6








- *Aedes-Oc*
- *Anopheles*
- *Culex*
- *Culiseta*
- *Other*

FC-072	CDC Light Trap	Larimer 422 Lake Dr		
		09/04/2024	<i>Aedes vexans</i>	8 27.6%
		09/04/2024	<i>Culex pipiens</i>	17 58.6%
		09/04/2024	<i>Culex tarsalis</i>	3 10.3%
		09/04/2024	<i>Culiseta inornata</i>	1 3.4%
	Total	29		

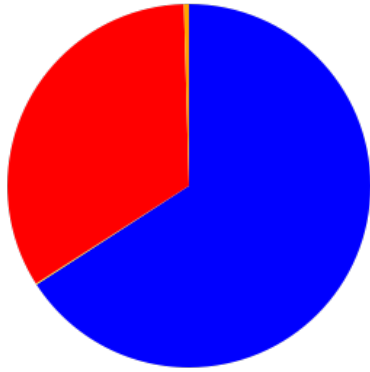


- *Aedes-Oc*
- *Anopheles*
- *Culex*
- *Culiseta*
- *Other*

FC-073	CDC Light Trap	Larimer	118 S Grant
--------	----------------	---------	-------------

Trap #	Date	Species	Count	Percent		
	09/04/2024	<i>Culex pipiens</i>	1	100.0%		<ul style="list-style-type: none"> ■ <i>Aedes-Oc</i> ■ <i>Anopheles</i> ■ <i>Culex</i> ■ <i>Culiseta</i> ■ <i>Other</i>
		Total	1			
FC-074	CDC Light Trap	Larimer	Rock Creek			
	09/05/2024	<i>Aedes dorsalis</i>	6	7.2%		<ul style="list-style-type: none"> ■ <i>Aedes-Oc</i> ■ <i>Anopheles</i> ■ <i>Culex</i> ■ <i>Culiseta</i> ■ <i>Other</i>
	09/05/2024	<i>Aedes melanimon</i>	1	1.2%		
	09/05/2024	<i>Aedes nigromaculis</i>	1	1.2%		
	09/05/2024	<i>Aedes vexans</i>	60	72.3%		
	09/05/2024	<i>Culex pipiens</i>	4	4.8%		
	09/05/2024	<i>Culex tarsalis</i>	11	13.3%		
		Total	83			
FC-075	CDC Light Trap	Larimer	Sage Creek North			
	09/05/2024	<i>Aedes melanimon</i>	2	2.9%		<ul style="list-style-type: none"> ■ <i>Aedes-Oc</i> ■ <i>Anopheles</i> ■ <i>Culex</i> ■ <i>Culiseta</i> ■ <i>Other</i>
	09/05/2024	<i>Aedes vexans</i>	47	68.1%		
	09/05/2024	<i>Culex pipiens</i>	18	26.1%		
	09/05/2024	<i>Culex tarsalis</i>	2	2.9%		
		Total	69			
FC-075gr	Gravid Trap	Larimer	Sage Creek North Gravid			
	09/05/2024	<i>Aedes vexans</i>	3	37.5%		<ul style="list-style-type: none"> ■ <i>Aedes-Oc</i> ■ <i>Anopheles</i> ■ <i>Culex</i> ■ <i>Culiseta</i> ■ <i>Other</i>
	09/05/2024	<i>Culex pipiens</i>	5	62.5%		
		Total	8			
FC-088gr	Gravid Trap	Larimer	English Ranch Park Gravid			
	09/05/2024	<i>Culex pipiens</i>	13	100.0%		<ul style="list-style-type: none"> ■ <i>Aedes-Oc</i> ■ <i>Anopheles</i> ■ <i>Culex</i> ■ <i>Culiseta</i> ■ <i>Other</i>
		Total	13			
FC-089gr	Gravid Trap	Larimer	Kunz Ct. and Brook Dr. Gravid			

Trap #	Date	Species	Count	Percent		
	09/05/2024	<i>Culex pipiens</i>	11	100.0%		<ul style="list-style-type: none"> ■ <i>Aedes-Oc</i> ■ <i>Anopheles</i> ■ <i>Culex</i> ■ <i>Culiseta</i> ■ <i>Other</i>
		Total	11			
FC-090gr	Gravid Trap	Larimer	Mountain Grandview Cemetery Gravid			
	09/04/2024	<i>Culex pipiens</i>	50	98.0%		<ul style="list-style-type: none"> ■ <i>Aedes-Oc</i> ■ <i>Anopheles</i> ■ <i>Culex</i> ■ <i>Culiseta</i> ■ <i>Other</i>
	09/04/2024	<i>Culex tarsalis</i>	1	2.0%		
		Total	51			
FC-091gr	Gravid Trap	Larimer	PVH Gravid			
	09/04/2024	<i>Culex pipiens</i>	20	100.0%		<ul style="list-style-type: none"> ■ <i>Aedes-Oc</i> ■ <i>Anopheles</i> ■ <i>Culex</i> ■ <i>Culiseta</i> ■ <i>Other</i>
		Total	20			
FC-092gr	Gravid Trap	Larimer	Udall Natural Gravid			
	09/04/2024	<i>Culex pipiens</i>	41	100.0%		<ul style="list-style-type: none"> ■ <i>Aedes-Oc</i> ■ <i>Anopheles</i> ■ <i>Culex</i> ■ <i>Culiseta</i> ■ <i>Other</i>
		Total	41			
FC-093	CDC Light Trap	Larimer	Lopez Elementary			
	09/05/2024	<i>Aedes dorsalis</i>	1	100.0%		<ul style="list-style-type: none"> ■ <i>Aedes-Oc</i> ■ <i>Anopheles</i> ■ <i>Culex</i> ■ <i>Culiseta</i> ■ <i>Other</i>
		Total	1			



		TOTAL	%
	<i>Aedes-Oc</i>	1,468	65.9%
	<i>Anopheles</i>	2	0.1%
	<i>Culex</i>	749	33.6%
	<i>Culiseta</i>	10	0.4%
	<i>Other</i>	0	0.0%