





# Adult Trap Data - Detail

Start Date: 09/08/2024 End Date: 09/12/2024

Fort Collins

Trap #		Date	Species	Count	Percent		
FC-001	CDC Light Trap	Larimer	Magic Carpet				
			09/12/2024	<i>Aedes dorsalis</i>	1	25.0%	 <ul style="list-style-type: none"> <li><span style="color: blue;">■</span> <i>Aedes-Oc</i></li> <li><span style="color: yellow;">■</span> <i>Anopheles</i></li> <li><span style="color: red;">■</span> <i>Culex</i></li> <li><span style="color: orange;">■</span> <i>Culiseta</i></li> <li><span style="color: green;">■</span> <i>Other</i></li> </ul>
			09/12/2024	<i>Aedes vexans</i>	1	25.0%	
			09/12/2024	<i>Culex tarsalis</i>	2	50.0%	
			<b>Total</b>		<b>4</b>		
FC-004	CDC Light Trap	Larimer	Big Horn				
			09/10/2024	<i>Aedes dorsalis</i>	1	12.5%	 <ul style="list-style-type: none"> <li><span style="color: blue;">■</span> <i>Aedes-Oc</i></li> <li><span style="color: yellow;">■</span> <i>Anopheles</i></li> <li><span style="color: red;">■</span> <i>Culex</i></li> <li><span style="color: orange;">■</span> <i>Culiseta</i></li> <li><span style="color: green;">■</span> <i>Other</i></li> </ul>
			09/10/2024	<i>Aedes vexans</i>	2	25.0%	
			09/10/2024	<i>Culex pipiens</i>	1	12.5%	
			09/10/2024	<i>Culex tarsalis</i>	4	50.0%	
<b>Total</b>		<b>8</b>					
FC-006	CDC Light Trap	Larimer	N. Linden				
			09/09/2024	<i>Aedes vexans</i>	2	100.0%	 <ul style="list-style-type: none"> <li><span style="color: blue;">■</span> <i>Aedes-Oc</i></li> <li><span style="color: yellow;">■</span> <i>Anopheles</i></li> <li><span style="color: red;">■</span> <i>Culex</i></li> <li><span style="color: orange;">■</span> <i>Culiseta</i></li> <li><span style="color: green;">■</span> <i>Other</i></li> </ul>
			<b>Total</b>		<b>2</b>		
FC-011	CDC Light Trap	Larimer	Golden Current				
			09/11/2024	<i>Aedes vexans</i>	8	57.1%	 <ul style="list-style-type: none"> <li><span style="color: blue;">■</span> <i>Aedes-Oc</i></li> <li><span style="color: yellow;">■</span> <i>Anopheles</i></li> <li><span style="color: red;">■</span> <i>Culex</i></li> <li><span style="color: orange;">■</span> <i>Culiseta</i></li> <li><span style="color: green;">■</span> <i>Other</i></li> </ul>
			09/11/2024	<i>Anopheles freeborni</i>	1	7.1%	
			09/11/2024	<i>Culex pipiens</i>	5	35.7%	
			<b>Total</b>		<b>14</b>		
FC-014	CDC Light Trap	Larimer	FC Visitor Center				

Trap #	Date	Species	Count	Percent		
	09/09/2024	<i>Aedes dorsalis</i>	13	36.1%		<ul style="list-style-type: none"> <li><span style="color: blue;">■</span> <i>Aedes-Oc</i></li> <li><span style="color: yellow;">■</span> <i>Anopheles</i></li> <li><span style="color: red;">■</span> <i>Culex</i></li> <li><span style="color: orange;">■</span> <i>Culiseta</i></li> <li><span style="color: green;">■</span> <i>Other</i></li> </ul>
	09/09/2024	<i>Aedes vexans</i>	6	16.7%		
	09/09/2024	<i>Culex pipiens</i>	14	38.9%		
	09/09/2024	<i>Culex tarsalis</i>	3	8.3%		
		<b>Total</b>	<b>36</b>			

FC-015	CDC Light Trap	Larimer	Stuart and Dorset					
			09/11/2024	<i>Aedes vexans</i>	2	25.0%		<ul style="list-style-type: none"> <li><span style="color: blue;">■</span> <i>Aedes-Oc</i></li> <li><span style="color: yellow;">■</span> <i>Anopheles</i></li> <li><span style="color: red;">■</span> <i>Culex</i></li> <li><span style="color: orange;">■</span> <i>Culiseta</i></li> <li><span style="color: green;">■</span> <i>Other</i></li> </ul>
			09/11/2024	<i>Culex pipiens</i>	4	50.0%		
			09/11/2024	<i>Culex tarsalis</i>	2	25.0%		
				<b>Total</b>	<b>8</b>			

FC-019	CDC Light Trap	Larimer	Edora Park					
			09/09/2024	<i>Aedes vexans</i>	1	20.0%		<ul style="list-style-type: none"> <li><span style="color: blue;">■</span> <i>Aedes-Oc</i></li> <li><span style="color: yellow;">■</span> <i>Anopheles</i></li> <li><span style="color: red;">■</span> <i>Culex</i></li> <li><span style="color: orange;">■</span> <i>Culiseta</i></li> <li><span style="color: green;">■</span> <i>Other</i></li> </ul>
			09/09/2024	<i>Anopheles freeborni</i>	1	20.0%		
			09/09/2024	<i>Culex pipiens</i>	3	60.0%		
				<b>Total</b>	<b>5</b>			

FC-023	CDC Light Trap	Larimer	Boltz					
			09/10/2024	<i>Aedes vexans</i>	2	66.7%		<ul style="list-style-type: none"> <li><span style="color: blue;">■</span> <i>Aedes-Oc</i></li> <li><span style="color: yellow;">■</span> <i>Anopheles</i></li> <li><span style="color: red;">■</span> <i>Culex</i></li> <li><span style="color: orange;">■</span> <i>Culiseta</i></li> <li><span style="color: green;">■</span> <i>Other</i></li> </ul>
			09/10/2024	<i>Culex pipiens</i>	1	33.3%		
				<b>Total</b>	<b>3</b>			

FC-027	CDC Light Trap	Larimer	3001 San Luis			
--------	----------------	---------	---------------	--	--	--

Trap #	Date	Species	Count	Percent		
	09/10/2024	<i>Aedes melanimon</i>	1	3.1%		<ul style="list-style-type: none"> <li><span style="color: blue;">■</span> <i>Aedes-Oc</i></li> <li><span style="color: yellow;">■</span> <i>Anopheles</i></li> <li><span style="color: red;">■</span> <i>Culex</i></li> <li><span style="color: orange;">■</span> <i>Culiseta</i></li> <li><span style="color: green;">■</span> <i>Other</i></li> </ul>
	09/10/2024	<i>Aedes vexans</i>	22	68.8%		
	09/10/2024	<i>Culex pipiens</i>	6	18.8%		
	09/10/2024	<i>Culex tarsalis</i>	3	9.4%		
		<b>Total</b>	<b>32</b>			


FC-029	CDC Light Trap	Larimer	Ben's Park					
			09/12/2024	<i>Culex pipiens</i>	3	75.0%		<ul style="list-style-type: none"> <li><span style="color: blue;">■</span> <i>Aedes-Oc</i></li> <li><span style="color: yellow;">■</span> <i>Anopheles</i></li> <li><span style="color: red;">■</span> <i>Culex</i></li> <li><span style="color: orange;">■</span> <i>Culiseta</i></li> <li><span style="color: green;">■</span> <i>Other</i></li> </ul>
			09/12/2024	<i>Culex tarsalis</i>	1	25.0%		
				<b>Total</b>	<b>4</b>			


FC-029gr	Gravid Trap	Larimer	Ben's Park Gravid					
			09/12/2024	<i>Culex pipiens</i>	6	100.0%		<ul style="list-style-type: none"> <li><span style="color: blue;">■</span> <i>Aedes-Oc</i></li> <li><span style="color: yellow;">■</span> <i>Anopheles</i></li> <li><span style="color: red;">■</span> <i>Culex</i></li> <li><span style="color: orange;">■</span> <i>Culiseta</i></li> <li><span style="color: green;">■</span> <i>Other</i></li> </ul>
				<b>Total</b>	<b>6</b>			


FC-031	CDC Light Trap	Larimer	Willow Springs					
			09/10/2024	<i>Aedes dorsalis</i>	3	9.1%		<ul style="list-style-type: none"> <li><span style="color: blue;">■</span> <i>Aedes-Oc</i></li> <li><span style="color: yellow;">■</span> <i>Anopheles</i></li> <li><span style="color: red;">■</span> <i>Culex</i></li> <li><span style="color: orange;">■</span> <i>Culiseta</i></li> <li><span style="color: green;">■</span> <i>Other</i></li> </ul>
			09/10/2024	<i>Aedes melanimon</i>	6	18.2%		
			09/10/2024	<i>Aedes vexans</i>	16	48.5%		
			09/10/2024	<i>Culex pipiens</i>	3	9.1%		
			09/10/2024	<i>Culex tarsalis</i>	5	15.2%		
				<b>Total</b>	<b>33</b>			

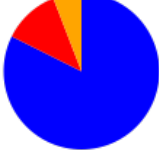
FC-034	CDC Light Trap	Larimer	Country Club					
			09/09/2024	<i>Aedes dorsalis</i>	4	11.4%		<ul style="list-style-type: none"> <li><span style="color: blue;">■</span> <i>Aedes-Oc</i></li> <li><span style="color: yellow;">■</span> <i>Anopheles</i></li> <li><span style="color: red;">■</span> <i>Culex</i></li> <li><span style="color: orange;">■</span> <i>Culiseta</i></li> <li><span style="color: green;">■</span> <i>Other</i></li> </ul>
			09/09/2024	<i>Aedes vexans</i>	13	37.1%		
			09/09/2024	<i>Anopheles freeborni</i>	15	42.9%		
			09/09/2024	<i>Culex tarsalis</i>	2	5.7%		
			09/09/2024	<i>Culiseta inornata</i>	1	2.9%		
				<b>Total</b>	<b>35</b>			

Trap #	Date	Species	Count	Percent
--------	------	---------	-------	---------

FC-036	CDC Light Trap	Larimer	Hemlock			
		09/09/2024	<i>Aedes dorsalis</i>	2	8.7%	 <ul style="list-style-type: none"> <li><span style="color: blue;">■</span> <i>Aedes-Oc</i></li> <li><span style="color: yellow;">■</span> <i>Anopheles</i></li> <li><span style="color: red;">■</span> <i>Culex</i></li> <li><span style="color: orange;">■</span> <i>Culiseta</i></li> <li><span style="color: green;">■</span> <i>Other</i></li> </ul>
		09/09/2024	<i>Aedes vexans</i>	12	52.2%	
		09/09/2024	<i>Anopheles freeborni</i>	1	4.3%	
		09/09/2024	<i>Culex pipiens</i>	8	34.8%	
			<b>Total</b>	<b>23</b>		

FC-037	CDC Light Trap	Larimer	Chelsea Ridge			
		09/12/2024	<i>Aedes vexans</i>	3	30.0%	 <ul style="list-style-type: none"> <li><span style="color: blue;">■</span> <i>Aedes-Oc</i></li> <li><span style="color: yellow;">■</span> <i>Anopheles</i></li> <li><span style="color: red;">■</span> <i>Culex</i></li> <li><span style="color: orange;">■</span> <i>Culiseta</i></li> <li><span style="color: green;">■</span> <i>Other</i></li> </ul>
		09/12/2024	<i>Culex pipiens</i>	4	40.0%	
		09/12/2024	<i>Culex tarsalis</i>	2	20.0%	
		09/12/2024	<i>Culiseta inornata</i>	1	10.0%	
			<b>Total</b>	<b>10</b>		

FC-038	CDC Light Trap	Larimer	Lochside Lane			
		09/09/2024	<i>Aedes vexans</i>	3	33.3%	 <ul style="list-style-type: none"> <li><span style="color: blue;">■</span> <i>Aedes-Oc</i></li> <li><span style="color: yellow;">■</span> <i>Anopheles</i></li> <li><span style="color: red;">■</span> <i>Culex</i></li> <li><span style="color: orange;">■</span> <i>Culiseta</i></li> <li><span style="color: green;">■</span> <i>Other</i></li> </ul>
		09/09/2024	<i>Culex pipiens</i>	2	22.2%	
		09/09/2024	<i>Culex tarsalis</i>	3	33.3%	
		09/09/2024	<i>Culiseta inornata</i>	1	11.1%	
			<b>Total</b>	<b>9</b>		

FC-039	CDC Light Trap	Larimer	Fossil Creek South			
		09/10/2024	<i>Aedes dorsalis</i>	16	47.1%	 <ul style="list-style-type: none"> <li><span style="color: blue;">■</span> <i>Aedes-Oc</i></li> <li><span style="color: yellow;">■</span> <i>Anopheles</i></li> <li><span style="color: red;">■</span> <i>Culex</i></li> <li><span style="color: orange;">■</span> <i>Culiseta</i></li> <li><span style="color: green;">■</span> <i>Other</i></li> </ul>
		09/10/2024	<i>Aedes melanimon</i>	3	8.8%	
		09/10/2024	<i>Aedes vexans</i>	9	26.5%	
		09/10/2024	<i>Culex tarsalis</i>	4	11.8%	
		09/10/2024	<i>Culiseta inornata</i>	2	5.9%	
			<b>Total</b>	<b>34</b>		

Trap #	Date	Species	Count	Percent
--------	------	---------	-------	---------

FC-040	CDC Light Trap	Larimer	Redwood
		09/09/2024	<i>Aedes dorsalis</i> 1 7.7%
		09/09/2024	<i>Culex pipiens</i> 11 84.6%
		09/09/2024	<i>Culex tarsalis</i> 1 7.7%
		<b>Total</b>	<b>13</b>

- Aedes-Oc
- Anopheles
- Culex
- Culiseta
- Other

FC-040gr	Gravid Trap	Larimer	Redwood Gravid
		09/09/2024	<i>Culex pipiens</i> 26 100.0%
		<b>Total</b>	<b>26</b>

- Aedes-Oc
- Anopheles
- Culex
- Culiseta
- Other

FC-041	CDC Light Trap	Larimer	Fishback
		09/11/2024	<i>Culex pipiens</i> 6 100.0%
		<b>Total</b>	<b>6</b>

- Aedes-Oc
- Anopheles
- Culex
- Culiseta
- Other


FC-046	CDC Light Trap	Larimer	Westshore Ct
		09/10/2024	<i>Aedes vexans</i> 1 33.3%
		09/10/2024	<i>Culex tarsalis</i> 2 66.7%
		<b>Total</b>	<b>3</b>


- Aedes-Oc
- Anopheles
- Culex
- Culiseta
- Other


FC-047	CDC Light Trap	Larimer	Keeneland And Twin Oak
		09/10/2024	Trap Malfunction 0 NaN%
		<b>Total</b>	<b>0</b>


- Aedes-Oc
- Anopheles
- Culex
- Culiseta
- Other

FC-049	CDC Light Trap	Larimer	Casa Grande and Downing
--------	----------------	---------	-------------------------






Trap #	Date	Species	Count	Percent		
	09/11/2024	<i>Aedes vexans</i>	4	44.4%		<ul style="list-style-type: none"> <li><span style="color: blue;">■</span> <i>Aedes-Oc</i></li> <li><span style="color: yellow;">■</span> <i>Anopheles</i></li> <li><span style="color: red;">■</span> <i>Culex</i></li> <li><span style="color: orange;">■</span> <i>Culiseta</i></li> <li><span style="color: green;">■</span> <i>Other</i></li> </ul>
	09/11/2024	<i>Culex pipiens</i>	4	44.4%		
	09/11/2024	<i>Culex tarsalis</i>	1	11.1%		
		<b>Total</b>	<b>9</b>			





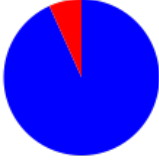
FC-050	CDC Light Trap	Larimer	Golden Meadows Ditch					
			09/10/2024	<i>Aedes vexans</i>	1	50.0%		<ul style="list-style-type: none"> <li><span style="color: blue;">■</span> <i>Aedes-Oc</i></li> <li><span style="color: yellow;">■</span> <i>Anopheles</i></li> <li><span style="color: red;">■</span> <i>Culex</i></li> <li><span style="color: orange;">■</span> <i>Culiseta</i></li> <li><span style="color: green;">■</span> <i>Other</i></li> </ul>
			09/10/2024	<i>Culex tarsalis</i>	1	50.0%		
				<b>Total</b>	<b>2</b>			

FC-052	CDC Light Trap	Larimer	603 Gilgalad Way					
			09/11/2024	<i>Aedes melanimon</i>	1	1.6%		<ul style="list-style-type: none"> <li><span style="color: blue;">■</span> <i>Aedes-Oc</i></li> <li><span style="color: yellow;">■</span> <i>Anopheles</i></li> <li><span style="color: red;">■</span> <i>Culex</i></li> <li><span style="color: orange;">■</span> <i>Culiseta</i></li> <li><span style="color: green;">■</span> <i>Other</i></li> </ul>
			09/11/2024	<i>Aedes vexans</i>	58	92.1%		
			09/11/2024	<i>Culex pipiens</i>	3	4.8%		
			09/11/2024	<i>Culex tarsalis</i>	1	1.6%		
				<b>Total</b>	<b>63</b>			

FC-053	CDC Light Trap	Larimer	Egret and Rookery					
			09/10/2024	<i>Aedes vexans</i>	11	52.4%		<ul style="list-style-type: none"> <li><span style="color: blue;">■</span> <i>Aedes-Oc</i></li> <li><span style="color: yellow;">■</span> <i>Anopheles</i></li> <li><span style="color: red;">■</span> <i>Culex</i></li> <li><span style="color: orange;">■</span> <i>Culiseta</i></li> <li><span style="color: green;">■</span> <i>Other</i></li> </ul>
			09/10/2024	<i>Culex pipiens</i>	6	28.6%		
			09/10/2024	<i>Culex tarsalis</i>	3	14.3%		
			09/10/2024	<i>Culiseta inornata</i>	1	4.8%		
				<b>Total</b>	<b>21</b>			

FC-054	CDC Light Trap	Larimer	737 Parliament			

Trap #	Date	Species	Count	Percent		
	09/12/2024	<i>Aedes vexans</i>	3	100.0%		<ul style="list-style-type: none"> <li><span style="color: blue;">■</span> <i>Aedes-Oc</i></li> <li><span style="color: yellow;">■</span> <i>Anopheles</i></li> <li><span style="color: red;">■</span> <i>Culex</i></li> <li><span style="color: orange;">■</span> <i>Culiseta</i></li> <li><span style="color: green;">■</span> <i>Other</i></li> </ul>
		<b>Total</b>	<b>3</b>			
<b>FC-057</b>	<b>CDC Light Trap</b>	<b>Larimer</b>	<b>Registry Ridge</b>			
	09/12/2024	<i>Aedes dorsalis</i>	1	20.0%		<ul style="list-style-type: none"> <li><span style="color: blue;">■</span> <i>Aedes-Oc</i></li> <li><span style="color: yellow;">■</span> <i>Anopheles</i></li> <li><span style="color: red;">■</span> <i>Culex</i></li> <li><span style="color: orange;">■</span> <i>Culiseta</i></li> <li><span style="color: green;">■</span> <i>Other</i></li> </ul>
	09/12/2024	<i>Aedes vexans</i>	4	80.0%		
		<b>Total</b>	<b>5</b>			
<b>FC-058</b>	<b>CDC Light Trap</b>	<b>Larimer</b>	<b>Spring Creek Trail-- Michener Dr</b>			
	09/11/2024	<i>Aedes vexans</i>	4	100.0%		<ul style="list-style-type: none"> <li><span style="color: blue;">■</span> <i>Aedes-Oc</i></li> <li><span style="color: yellow;">■</span> <i>Anopheles</i></li> <li><span style="color: red;">■</span> <i>Culex</i></li> <li><span style="color: orange;">■</span> <i>Culiseta</i></li> <li><span style="color: green;">■</span> <i>Other</i></li> </ul>
		<b>Total</b>	<b>4</b>			
<b>FC-059</b>	<b>CDC Light Trap</b>	<b>Larimer</b>	<b>Springwood and Lochwood</b>			
	09/10/2024	<i>Aedes vexans</i>	2	28.6%		<ul style="list-style-type: none"> <li><span style="color: blue;">■</span> <i>Aedes-Oc</i></li> <li><span style="color: yellow;">■</span> <i>Anopheles</i></li> <li><span style="color: red;">■</span> <i>Culex</i></li> <li><span style="color: orange;">■</span> <i>Culiseta</i></li> <li><span style="color: green;">■</span> <i>Other</i></li> </ul>
	09/10/2024	<i>Culex pipiens</i>	2	28.6%		
	09/10/2024	<i>Culex tarsalis</i>	2	28.6%		
	09/10/2024	<i>Culiseta inornata</i>	1	14.3%		
		<b>Total</b>	<b>7</b>			
<b>FC-060</b>	<b>CDC Light Trap</b>	<b>Larimer</b>	<b>808 Ponderosa</b>			
	09/11/2024	<i>Culex pipiens</i>	1	100.0%		<ul style="list-style-type: none"> <li><span style="color: blue;">■</span> <i>Aedes-Oc</i></li> <li><span style="color: yellow;">■</span> <i>Anopheles</i></li> <li><span style="color: red;">■</span> <i>Culex</i></li> <li><span style="color: orange;">■</span> <i>Culiseta</i></li> <li><span style="color: green;">■</span> <i>Other</i></li> </ul>
		<b>Total</b>	<b>1</b>			
<b>FC-061</b>	<b>CDC Light Trap</b>	<b>Larimer</b>	<b>Holley Plant Research Center</b>			

Trap #	Date	Species	Count	Percent		
	09/11/2024	<i>Aedes vexans</i>	11	68.8%		<ul style="list-style-type: none"> <li><span style="color: blue;">■</span> <i>Aedes-Oc</i></li> <li><span style="color: yellow;">■</span> <i>Anopheles</i></li> <li><span style="color: red;">■</span> <i>Culex</i></li> <li><span style="color: orange;">■</span> <i>Culiseta</i></li> <li><span style="color: green;">■</span> <i>Other</i></li> </ul>
	09/11/2024	<i>Culex pipiens</i>	3	18.8%		
	09/11/2024	<i>Culiseta inornata</i>	2	12.5%		
		<b>Total</b>	<b>16</b>			
<b>FC-062</b>	<b>CDC Light Trap</b>	<b>Larimer</b>	<b>Water's Edge at Blue Mesa</b>			
	09/12/2024	<i>Aedes vexans</i>	1	100.0%		<ul style="list-style-type: none"> <li><span style="color: blue;">■</span> <i>Aedes-Oc</i></li> <li><span style="color: yellow;">■</span> <i>Anopheles</i></li> <li><span style="color: red;">■</span> <i>Culex</i></li> <li><span style="color: orange;">■</span> <i>Culiseta</i></li> <li><span style="color: green;">■</span> <i>Other</i></li> </ul>
		<b>Total</b>	<b>1</b>			
<b>FC-063</b>	<b>CDC Light Trap</b>	<b>Larimer</b>	<b>Red Fox Meadows</b>			
	09/11/2024	<i>Aedes vexans</i>	12	92.3%		<ul style="list-style-type: none"> <li><span style="color: blue;">■</span> <i>Aedes-Oc</i></li> <li><span style="color: yellow;">■</span> <i>Anopheles</i></li> <li><span style="color: red;">■</span> <i>Culex</i></li> <li><span style="color: orange;">■</span> <i>Culiseta</i></li> <li><span style="color: green;">■</span> <i>Other</i></li> </ul>
	09/11/2024	<i>Culex pipiens</i>	1	7.7%		
		<b>Total</b>	<b>13</b>			
<b>FC-063gr</b>	<b>Gravid Trap</b>	<b>Larimer</b>	<b>Red Fox Meadows Gravid</b>			
	09/11/2024	<i>Aedes vexans</i>	2	13.3%		<ul style="list-style-type: none"> <li><span style="color: blue;">■</span> <i>Aedes-Oc</i></li> <li><span style="color: yellow;">■</span> <i>Anopheles</i></li> <li><span style="color: red;">■</span> <i>Culex</i></li> <li><span style="color: orange;">■</span> <i>Culiseta</i></li> <li><span style="color: green;">■</span> <i>Other</i></li> </ul>
	09/11/2024	<i>Culex pipiens</i>	13	86.7%		
		<b>Total</b>	<b>15</b>			
<b>FC-064</b>	<b>CDC Light Trap</b>	<b>Larimer</b>	<b>West Chase</b>			
	09/10/2024	<i>Aedes dorsalis</i>	2	2.7%		<ul style="list-style-type: none"> <li><span style="color: blue;">■</span> <i>Aedes-Oc</i></li> <li><span style="color: yellow;">■</span> <i>Anopheles</i></li> <li><span style="color: red;">■</span> <i>Culex</i></li> <li><span style="color: orange;">■</span> <i>Culiseta</i></li> <li><span style="color: green;">■</span> <i>Other</i></li> </ul>
	09/10/2024	<i>Aedes melanimon</i>	2	2.7%		
	09/10/2024	<i>Aedes vexans</i>	65	87.8%		
	09/10/2024	<i>Culex pipiens</i>	1	1.4%		
	09/10/2024	<i>Culex tarsalis</i>	4	5.4%		
		<b>Total</b>	<b>74</b>			
<b>FC-066</b>	<b>CDC Light Trap</b>	<b>Larimer</b>	<b>Prospect Ponds</b>			



Trap #	Date	Species	Count	Percent
	09/09/2024	<i>Aedes dorsalis</i>	5	1.8%
	09/09/2024	<i>Aedes melanimon</i>	2	0.7%
	09/09/2024	<i>Aedes vexans</i>	191	68.5%
	09/09/2024	<i>Anopheles freeborni</i>	5	1.8%
	09/09/2024	<i>Culex pipiens</i>	73	26.2%
	09/09/2024	<i>Culex tarsalis</i>	3	1.1%
		<b>Total</b>	<b>279</b>	

FC-066gr	Gravid Trap	Larimer	Prospect Ponds Gravid
	09/09/2024	<i>Aedes vexans</i>	12 75.0%
	09/09/2024	<i>Culex pipiens</i>	3 18.8%
	09/09/2024	<i>Culiseta inornata</i>	1 6.3%
		<b>Total</b>	<b>16</b>

FC-067	CDC Light Trap	Larimer	Poudre River Trail
	09/09/2024	<i>Aedes nigromaculis</i>	1 1.0%
	09/09/2024	<i>Aedes vexans</i>	90 90.0%
	09/09/2024	<i>Culex pipiens</i>	3 3.0%
	09/09/2024	<i>Culex tarsalis</i>	6 6.0%
		<b>Total</b>	<b>100</b>

FC-068	CDC Light Trap	Larimer	5029 Crest Dr
	09/12/2024	<i>Aedes vexans</i>	1 33.3%
	09/12/2024	<i>Culex pipiens</i>	1 33.3%
	09/12/2024	<i>Culex tarsalis</i>	1 33.3%
		<b>Total</b>	<b>3</b>

FC-069	CDC Light Trap	Larimer	Linden Lake Rd
--------	----------------	---------	----------------

Trap #	Date	Species	Count	Percent		
	09/09/2024	<i>Aedes vexans</i>	3	42.9%		<ul style="list-style-type: none"> <li><span style="color: blue;">■</span> <i>Aedes-Oc</i></li> <li><span style="color: yellow;">■</span> <i>Anopheles</i></li> <li><span style="color: red;">■</span> <i>Culex</i></li> <li><span style="color: orange;">■</span> <i>Culiseta</i></li> <li><span style="color: green;">■</span> <i>Other</i></li> </ul>
	09/09/2024	<i>Culex pipiens</i>	2	28.6%		
	09/09/2024	<i>Culex tarsalis</i>	1	14.3%		
	09/09/2024	<i>Culiseta inornata</i>	1	14.3%		
		<b>Total</b>	<b>7</b>			

FC-071	CDC Light Trap	Larimer	Silvergata Rd				
			09/12/2024	<i>No Mosquitoes</i>	0	NaN%	<ul style="list-style-type: none"> <li><span style="color: blue;">■</span> <i>Aedes-Oc</i></li> <li><span style="color: yellow;">■</span> <i>Anopheles</i></li> <li><span style="color: red;">■</span> <i>Culex</i></li> <li><span style="color: orange;">■</span> <i>Culiseta</i></li> <li><span style="color: green;">■</span> <i>Other</i></li> </ul>
				<b>Total</b>	<b>0</b>		

FC-072	CDC Light Trap	Larimer	422 Lake Dr					
			09/09/2024	<i>Culex pipiens</i>	3	33.3%		<ul style="list-style-type: none"> <li><span style="color: blue;">■</span> <i>Aedes-Oc</i></li> <li><span style="color: yellow;">■</span> <i>Anopheles</i></li> <li><span style="color: red;">■</span> <i>Culex</i></li> <li><span style="color: orange;">■</span> <i>Culiseta</i></li> <li><span style="color: green;">■</span> <i>Other</i></li> </ul>
			09/09/2024	<i>Culex tarsalis</i>	6	66.7%		
				<b>Total</b>	<b>9</b>			

FC-073	CDC Light Trap	Larimer	118 S Grant					
			09/11/2024	<i>Culex pipiens</i>	3	75.0%		<ul style="list-style-type: none"> <li><span style="color: blue;">■</span> <i>Aedes-Oc</i></li> <li><span style="color: yellow;">■</span> <i>Anopheles</i></li> <li><span style="color: red;">■</span> <i>Culex</i></li> <li><span style="color: orange;">■</span> <i>Culiseta</i></li> <li><span style="color: green;">■</span> <i>Other</i></li> </ul>
			09/11/2024	<i>Culex tarsalis</i>	1	25.0%		
				<b>Total</b>	<b>4</b>			

FC-074	CDC Light Trap	Larimer	Rock Creek				
			09/10/2024	<i>Trap Malfunction</i>	0	NaN%	<ul style="list-style-type: none"> <li><span style="color: blue;">■</span> <i>Aedes-Oc</i></li> <li><span style="color: yellow;">■</span> <i>Anopheles</i></li> <li><span style="color: red;">■</span> <i>Culex</i></li> <li><span style="color: orange;">■</span> <i>Culiseta</i></li> <li><span style="color: green;">■</span> <i>Other</i></li> </ul>
				<b>Total</b>	<b>0</b>		

FC-075	CDC Light Trap	Larimer	Sage Creek North			
--------	----------------	---------	------------------	--	--	--

Trap #	Date	Species	Count	Percent		
	09/10/2024	<i>Aedes vexans</i>	41	68.3%		<ul style="list-style-type: none"> <li><span style="color: blue;">■</span> <i>Aedes-Oc</i></li> <li><span style="color: yellow;">■</span> <i>Anopheles</i></li> <li><span style="color: red;">■</span> <i>Culex</i></li> <li><span style="color: orange;">■</span> <i>Culiseta</i></li> <li><span style="color: green;">■</span> <i>Other</i></li> </ul>
	09/10/2024	<i>Culex pipiens</i>	16	26.7%		
	09/10/2024	<i>Culex tarsalis</i>	2	3.3%		
	09/10/2024	<i>Culiseta inornata</i>	1	1.7%		
		<b>Total</b>	<b>60</b>			

FC-075gr	Gravid Trap	Larimer	Sage Creek North Gravid					
			09/10/2024	<i>Aedes vexans</i>	2	20.0%		<ul style="list-style-type: none"> <li><span style="color: blue;">■</span> <i>Aedes-Oc</i></li> <li><span style="color: yellow;">■</span> <i>Anopheles</i></li> <li><span style="color: red;">■</span> <i>Culex</i></li> <li><span style="color: orange;">■</span> <i>Culiseta</i></li> <li><span style="color: green;">■</span> <i>Other</i></li> </ul>
			09/10/2024	<i>Culex pipiens</i>	8	80.0%		
				<b>Total</b>	<b>10</b>			

FC-088gr	Gravid Trap	Larimer	English Ranch Park Gravid					
			09/10/2024	<i>Anopheles freeborni</i>	1	2.0%		<ul style="list-style-type: none"> <li><span style="color: blue;">■</span> <i>Aedes-Oc</i></li> <li><span style="color: yellow;">■</span> <i>Anopheles</i></li> <li><span style="color: red;">■</span> <i>Culex</i></li> <li><span style="color: orange;">■</span> <i>Culiseta</i></li> <li><span style="color: green;">■</span> <i>Other</i></li> </ul>
			09/10/2024	<i>Culex pipiens</i>	49	98.0%		
				<b>Total</b>	<b>50</b>			

FC-089gr	Gravid Trap	Larimer	Kunz Ct. and Brook Dr. Gravid					
			09/12/2024	<i>Culex pipiens</i>	10	100.0%		<ul style="list-style-type: none"> <li><span style="color: blue;">■</span> <i>Aedes-Oc</i></li> <li><span style="color: yellow;">■</span> <i>Anopheles</i></li> <li><span style="color: red;">■</span> <i>Culex</i></li> <li><span style="color: orange;">■</span> <i>Culiseta</i></li> <li><span style="color: green;">■</span> <i>Other</i></li> </ul>
				<b>Total</b>	<b>10</b>			

FC-090gr	Gravid Trap	Larimer	Mountain Grandview Cemetery Gravid					
			09/11/2024	<i>Aedes vexans</i>	1	3.1%		<ul style="list-style-type: none"> <li><span style="color: blue;">■</span> <i>Aedes-Oc</i></li> <li><span style="color: yellow;">■</span> <i>Anopheles</i></li> <li><span style="color: red;">■</span> <i>Culex</i></li> <li><span style="color: orange;">■</span> <i>Culiseta</i></li> <li><span style="color: green;">■</span> <i>Other</i></li> </ul>
			09/11/2024	<i>Culex pipiens</i>	31	96.9%		
				<b>Total</b>	<b>32</b>			

FC-091gr	Gravid Trap	Larimer	PVH Gravid
----------	-------------	---------	------------

Trap #	Date	Species	Count	Percent
--------	------	---------	-------	---------

09/09/2024	<i>Culex pipiens</i>	3	100.0%
<b>Total</b>		<b>3</b>	



- *Aedes-Oc*
- *Anopheles*
- *Culex*
- *Culiseta*
- *Other*

FC-092gr	Gravid Trap	Larimer	Udall Natural Gravid
----------	-------------	---------	----------------------

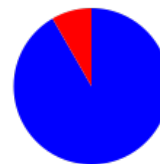
09/09/2024	<i>Culex pipiens</i>	14	100.0%
<b>Total</b>		<b>14</b>	



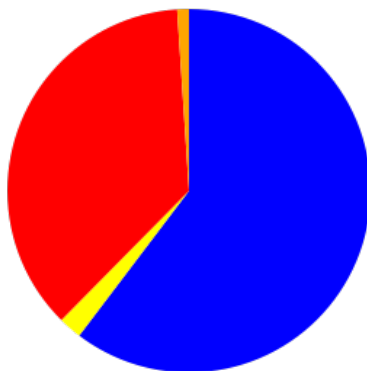
- *Aedes-Oc*
- *Anopheles*
- *Culex*
- *Culiseta*
- *Other*

FC-093	CDC Light Trap	Larimer	Lopez Elementary
--------	----------------	---------	------------------

09/12/2024	<i>Aedes vexans</i>	11	91.7%
09/12/2024	<i>Culex tarsalis</i>	1	8.3%
<b>Total</b>		<b>12</b>	



- *Aedes-Oc*
- *Anopheles*
- *Culex*
- *Culiseta*
- *Other*



	TOTAL	%
<span style="color: blue;">■</span> <i>Aedes-Oc</i>	698	60.3%
<span style="color: yellow;">■</span> <i>Anopheles</i>	24	2.1%
<span style="color: red;">■</span> <i>Culex</i>	423	36.6%
<span style="color: orange;">■</span> <i>Culiseta</i>	12	1.0%
<span style="color: green;">■</span> <i>Other</i>	0	0.0%