

Adult Trap Data - Detail

Start Date: 06/23/2024 End Date: 06/27/2024

Fort Collins

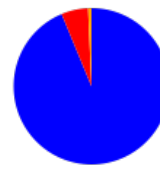
Trap #		Date	Species	Count	Percent		
FC-001	CDC Light Trap	Larimer	Magic Carpet				
		06/27/2024	<i>Aedes dorsalis</i>	3	11.5%		<ul style="list-style-type: none"> ■ <i>Aedes-Oc</i> ■ <i>Anopheles</i> ■ <i>Culex</i> ■ <i>Culiseta</i> ■ <i>Other</i>
		06/27/2024	<i>Aedes vexans</i>	18	69.2%		
		06/27/2024	<i>Culex pipiens</i>	1	3.8%		
		06/27/2024	<i>Culex tarsalis</i>	3	11.5%		
		06/27/2024	<i>Culiseta inornata</i>	1	3.8%		
			Total	26			

Trap #		Date	Species	Count	Percent		
FC-004	CDC Light Trap	Larimer	Big Horn				
		06/25/2024	<i>Aedes dorsalis</i>	2	3.3%		<ul style="list-style-type: none"> ■ <i>Aedes-Oc</i> ■ <i>Anopheles</i> ■ <i>Culex</i> ■ <i>Culiseta</i> ■ <i>Other</i>
		06/25/2024	<i>Aedes increpitus</i>	1	1.6%		
		06/25/2024	<i>Aedes melanimon</i>	1	1.6%		
		06/25/2024	<i>Aedes vexans</i>	6	9.8%		
		06/25/2024	<i>Coquillettidia perturbans</i>	1	1.6%		
		06/25/2024	<i>Culex pipiens</i>	8	13.1%		
		06/25/2024	<i>Culex tarsalis</i>	41	67.2%		
		06/25/2024	<i>Culiseta inornata</i>	1	1.6%		
			Total	61			

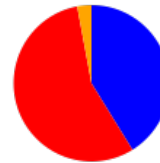
Trap #		Date	Species	Count	Percent		
FC-006	CDC Light Trap	Larimer	N. Linden				
		06/24/2024	<i>Aedes dorsalis</i>	8	29.6%		<ul style="list-style-type: none"> ■ <i>Aedes-Oc</i> ■ <i>Anopheles</i> ■ <i>Culex</i> ■ <i>Culiseta</i> ■ <i>Other</i>
		06/24/2024	<i>Aedes vexans</i>	12	44.4%		
		06/24/2024	<i>Culex pipiens</i>	1	3.7%		
		06/24/2024	<i>Culex tarsalis</i>	5	18.5%		
		06/24/2024	<i>Culiseta inornata</i>	1	3.7%		
			Total	27			

Trap #		Date	Species	Count	Percent		
FC-011	CDC Light Trap	Larimer	Golden Current				

Trap #	Date	Species	Count	Percent
	06/26/2024	<i>Aedes cinereus</i>	2	1.4%
	06/26/2024	<i>Aedes increpitus</i>	66	45.8%
	06/26/2024	<i>Aedes melanimon</i>	1	0.7%
	06/26/2024	<i>Aedes vexans</i>	66	45.8%
	06/26/2024	<i>Culex pipiens</i>	8	5.6%
	06/26/2024	<i>Culiseta inornata</i>	1	0.7%
		Total	144	



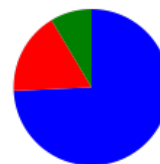
FC-014	CDC Light Trap	Larimer	FC Visitor Center	Date	Species	Count	Percent
				06/24/2024	<i>Aedes dorsalis</i>	4	11.8%
				06/24/2024	<i>Aedes increpitus</i>	2	5.9%
				06/24/2024	<i>Aedes melanimon</i>	1	2.9%
				06/24/2024	<i>Aedes vexans</i>	7	20.6%
				06/24/2024	<i>Culex tarsalis</i>	19	55.9%
				06/24/2024	<i>Culiseta inornata</i>	1	2.9%
					Total	34	



FC-015	CDC Light Trap	Larimer	Stuart and Dorset	Date	Species	Count	Percent
				06/26/2024	<i>Aedes increpitus</i>	2	12.5%
				06/26/2024	<i>Aedes vexans</i>	10	62.5%
				06/26/2024	<i>Culex pipiens</i>	3	18.8%
				06/26/2024	<i>Culex tarsalis</i>	1	6.3%
					Total	16	



FC-019	CDC Light Trap	Larimer	Edora Park	Date	Species	Count	Percent
				06/24/2024	<i>Aedes increpitus</i>	11	31.4%
				06/24/2024	<i>Aedes vexans</i>	15	42.9%
				06/24/2024	<i>Coquillettidia perturbans</i>	3	8.6%
				06/24/2024	<i>Culex tarsalis</i>	6	17.1%
					Total	35	



Trap #		Date	Species	Count	Percent		
FC-023	CDC Light Trap	Larimer	Boltz				
		06/25/2024	<i>Aedes dorsalis</i>	1	12.5%		<ul style="list-style-type: none"> ■ <i>Aedes-Oc</i> ■ <i>Anopheles</i> ■ <i>Culex</i> ■ <i>Culiseta</i> ■ <i>Other</i>
		06/25/2024	<i>Aedes melanimon</i>	2	25.0%		
		06/25/2024	<i>Aedes vexans</i>	1	12.5%		
		06/25/2024	<i>Culex pipiens</i>	1	12.5%		
		06/25/2024	<i>Culex tarsalis</i>	2	25.0%		
		06/25/2024	<i>Culiseta inornata</i>	1	12.5%		
			Total	8			

Trap #		Date	Species	Count	Percent		
FC-027	CDC Light Trap	Larimer	3001 San Luis				
		06/25/2024	<i>Aedes increpitus</i>	2	12.5%		<ul style="list-style-type: none"> ■ <i>Aedes-Oc</i> ■ <i>Anopheles</i> ■ <i>Culex</i> ■ <i>Culiseta</i> ■ <i>Other</i>
		06/25/2024	<i>Aedes vexans</i>	8	50.0%		
		06/25/2024	<i>Coquillettidia perturbans</i>	1	6.3%		
		06/25/2024	<i>Culex pipiens</i>	2	12.5%		
		06/25/2024	<i>Culex tarsalis</i>	3	18.8%		
			Total	16			

Trap #		Date	Species	Count	Percent		
FC-029	CDC Light Trap	Larimer	Ben's Park				
		06/27/2024	<i>Aedes vexans</i>	11	73.3%		<ul style="list-style-type: none"> ■ <i>Aedes-Oc</i> ■ <i>Anopheles</i> ■ <i>Culex</i> ■ <i>Culiseta</i> ■ <i>Other</i>
		06/27/2024	<i>Culex tarsalis</i>	4	26.7%		
			Total	15			

Trap #		Date	Species	Count	Percent		
FC-029gr	Gravid Trap	Larimer	Ben's Park Gravid				
		06/27/2024	<i>Culex pipiens</i>	18	100.0%		<ul style="list-style-type: none"> ■ <i>Aedes-Oc</i> ■ <i>Anopheles</i> ■ <i>Culex</i> ■ <i>Culiseta</i> ■ <i>Other</i>
			Total	18			

Trap #		Date	Species	Count	Percent		
FC-031	CDC Light Trap	Larimer	Willow Springs				

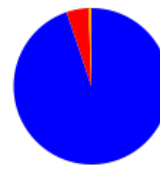
Trap #	Date	Species	Count	Percent
	06/25/2024	<i>Aedes dorsalis</i>	7	25.0%
	06/25/2024	<i>Aedes melanimon</i>	2	7.1%
	06/25/2024	<i>Aedes vexans</i>	2	7.1%
	06/25/2024	<i>Culex tarsalis</i>	17	60.7%
		Total	28	

FC-034	CDC Light Trap	Larimer	Country Club	Date	Species	Count	Percent
				06/24/2024	<i>Aedes dorsalis</i>	75	13.9%
				06/24/2024	<i>Aedes increpitus</i>	2	0.4%
				06/24/2024	<i>Aedes melanimon</i>	57	10.5%
				06/24/2024	<i>Aedes vexans</i>	364	67.3%
				06/24/2024	<i>Anopheles freeborni</i>	16	3.0%
				06/24/2024	<i>Culex pipiens</i>	1	0.2%
				06/24/2024	<i>Culex tarsalis</i>	24	4.4%
				06/24/2024	<i>Culiseta inornata</i>	2	0.4%
					Total	541	

FC-036	CDC Light Trap	Larimer	Hemlock	Date	Species	Count	Percent
				06/24/2024	<i>Aedes dorsalis</i>	17	6.6%
				06/24/2024	<i>Aedes increpitus</i>	21	8.2%
				06/24/2024	<i>Aedes melanimon</i>	5	1.9%
				06/24/2024	<i>Aedes vexans</i>	174	67.7%
				06/24/2024	<i>Anopheles freeborni</i>	1	0.4%
				06/24/2024	<i>Coquillettidia perturbans</i>	7	2.7%
				06/24/2024	<i>Culex pipiens</i>	7	2.7%
				06/24/2024	<i>Culex tarsalis</i>	21	8.2%
				06/24/2024	<i>Culiseta inornata</i>	4	1.6%
					Total	257	

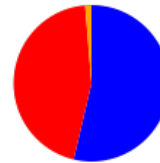
FC-037	CDC Light Trap	Larimer	Chelsea Ridge
--------	----------------	---------	---------------

Trap #	Date	Species	Count	Percent
	06/27/2024	<i>Aedes increpitus</i>	6	3.4%
	06/27/2024	<i>Aedes melanimon</i>	2	1.1%
	06/27/2024	<i>Aedes vexans</i>	157	90.2%
	06/27/2024	<i>Culex pipiens</i>	1	0.6%
	06/27/2024	<i>Culex tarsalis</i>	7	4.0%
	06/27/2024	<i>Culiseta inornata</i>	1	0.6%
		Total	174	



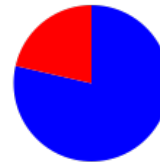
- *Aedes-Oc*
- *Anopheles*
- *Culex*
- *Culiseta*
- *Other*

FC-038	CDC Light Trap	Larimer	Lochside Lane	Date	Species	Count	Percent
				06/24/2024	<i>Aedes dorsalis</i>	9	3.9%
				06/24/2024	<i>Aedes melanimon</i>	10	4.3%
				06/24/2024	<i>Aedes vexans</i>	105	45.5%
				06/24/2024	<i>Culex pipiens</i>	10	4.3%
				06/24/2024	<i>Culex tarsalis</i>	94	40.7%
				06/24/2024	<i>Culiseta inornata</i>	3	1.3%
					Total	231	



- *Aedes-Oc*
- *Anopheles*
- *Culex*
- *Culiseta*
- *Other*

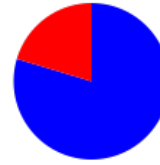
FC-039	CDC Light Trap	Larimer	Fossil Creek South	Date	Species	Count	Percent
				06/25/2024	<i>Aedes dorsalis</i>	4	28.6%
				06/25/2024	<i>Aedes melanimon</i>	3	21.4%
				06/25/2024	<i>Aedes vexans</i>	4	28.6%
				06/25/2024	<i>Culex tarsalis</i>	3	21.4%
					Total	14	



- *Aedes-Oc*
- *Anopheles*
- *Culex*
- *Culiseta*
- *Other*

FC-040	CDC Light Trap	Larimer	Redwood
--------	----------------	---------	---------

Trap #	Date	Species	Count	Percent
	06/24/2024	<i>Aedes dorsalis</i>	45	28.7%
	06/24/2024	<i>Aedes increpitus</i>	2	1.3%
	06/24/2024	<i>Aedes melanimon</i>	9	5.7%
	06/24/2024	<i>Aedes vexans</i>	69	43.9%
	06/24/2024	<i>Culex pipiens</i>	3	1.9%
	06/24/2024	<i>Culex tarsalis</i>	29	18.5%
		Total	157	



- *Aedes-Oc*
- *Anopheles*
- *Culex*
- *Culiseta*
- *Other*

FC-040gr	Gravid Trap	Larimer	Redwood Gravid
	06/24/2024	<i>Aedes increpitus</i>	2 2.3%
	06/24/2024	<i>Culex pipiens</i>	80 93.0%
	06/24/2024	<i>Culex tarsalis</i>	4 4.7%
		Total	86



- *Aedes-Oc*
- *Anopheles*
- *Culex*
- *Culiseta*
- *Other*

FC-041	CDC Light Trap	Larimer	Fishback
	06/26/2024	Trap Malfunction	0 NaN%
		Total	0

- *Aedes-Oc*
- *Anopheles*
- *Culex*
- *Culiseta*
- *Other*

FC-046	CDC Light Trap	Larimer	Westshore Ct
	06/25/2024	<i>Aedes increpitus</i>	1 7.7%
	06/25/2024	<i>Aedes vexans</i>	5 38.5%
	06/25/2024	<i>Culex pipiens</i>	1 7.7%
	06/25/2024	<i>Culex tarsalis</i>	6 46.2%
		Total	13



- *Aedes-Oc*
- *Anopheles*
- *Culex*
- *Culiseta*
- *Other*


FC-047	CDC Light Trap	Larimer	Keeneland And Twin Oak
	06/25/2024	<i>Aedes vexans</i>	4 36.4%
	06/25/2024	<i>Culex tarsalis</i>	7 63.6%
		Total	11



- *Aedes-Oc*
- *Anopheles*
- *Culex*
- *Culiseta*
- *Other*


Trap #	Date	Species	Count	Percent
--------	------	---------	-------	---------

FC-049	CDC Light Trap	Larimer	Casa Grande and Downing		
		06/26/2024	<i>Aedes melanimon</i>	1	50.0%
		06/26/2024	<i>Aedes vexans</i>	1	50.0%
			Total	2	




- *Aedes-Oc*
- *Anopheles*
- *Culex*
- *Culiseta*
- *Other*

FC-050	CDC Light Trap	Larimer	Golden Meadows Ditch		
		06/25/2024	<i>Aedes melanimon</i>	1	11.1%
		06/25/2024	<i>Aedes vexans</i>	3	33.3%
		06/25/2024	<i>Culex pipiens</i>	3	33.3%
		06/25/2024	<i>Culex tarsalis</i>	2	22.2%
			Total	9	




- *Aedes-Oc*
- *Anopheles*
- *Culex*
- *Culiseta*
- *Other*

FC-052	CDC Light Trap	Larimer	603 Gilgalad Way		
		06/26/2024	<i>Aedes cinereus</i>	1	2.4%
		06/26/2024	<i>Aedes increpitus</i>	6	14.3%
		06/26/2024	<i>Aedes melanimon</i>	1	2.4%
		06/26/2024	<i>Aedes vexans</i>	24	57.1%
		06/26/2024	<i>Culex pipiens</i>	1	2.4%
		06/26/2024	<i>Culex tarsalis</i>	7	16.7%
		06/26/2024	<i>Culiseta inornata</i>	2	4.8%
			Total	42	



- *Aedes-Oc*
- *Anopheles*
- *Culex*
- *Culiseta*
- *Other*

FC-053	CDC Light Trap	Larimer	Egret and Rookery		
		06/25/2024	<i>Aedes dorsalis</i>	3	7.3%
		06/25/2024	<i>Aedes melanimon</i>	1	2.4%
		06/25/2024	<i>Aedes vexans</i>	8	19.5%
		06/25/2024	<i>Culex tarsalis</i>	29	70.7%
			Total	41	



- *Aedes-Oc*
- *Anopheles*
- *Culex*
- *Culiseta*
- *Other*

Trap #	Date	Species	Count	Percent
--------	------	---------	-------	---------

FC-054	CDC Light Trap	Larimer	737 Parliament		
		06/27/2024	<i>Aedes dorsalis</i>	1	6.7%
		06/27/2024	<i>Aedes vexans</i>	11	73.3%
		06/27/2024	<i>Culex tarsalis</i>	3	20.0%
Total				15	

- *Aedes-Oc*
- *Anopheles*
- *Culex*
- *Culiseta*
- *Other*

FC-057	CDC Light Trap	Larimer	Registry Ridge		
		06/27/2024	<i>Aedes dorsalis</i>	3	27.3%
		06/27/2024	<i>Aedes vexans</i>	8	72.7%
Total				11	

- *Aedes-Oc*
- *Anopheles*
- *Culex*
- *Culiseta*
- *Other*

FC-058	CDC Light Trap	Larimer	Spring Creek Trail-- Michener Dr		
		06/26/2024	<i>Aedes increpitus</i>	6	31.6%
		06/26/2024	<i>Aedes vexans</i>	11	57.9%
		06/26/2024	<i>Culex pipiens</i>	1	5.3%
		06/26/2024	<i>Culiseta inornata</i>	1	5.3%
Total				19	

- *Aedes-Oc*
- *Anopheles*
- *Culex*
- *Culiseta*
- *Other*

FC-059	CDC Light Trap	Larimer	Springwood and Lochwood		
		06/25/2024	<i>Aedes increpitus</i>	1	25.0%
		06/25/2024	<i>Aedes vexans</i>	1	25.0%
		06/25/2024	<i>Culex tarsalis</i>	2	50.0%
Total				4	

- *Aedes-Oc*
- *Anopheles*
- *Culex*
- *Culiseta*
- *Other*

FC-060	CDC Light Trap	Larimer	808 Ponderosa
--------	----------------	---------	---------------

Trap #	Date	Species	Count	Percent
	06/26/2024	<i>Aedes vexans</i>	1	20.0%
	06/26/2024	<i>Culex pipiens</i>	3	60.0%
	06/26/2024	<i>Culex tarsalis</i>	1	20.0%
		Total	5	

- *Aedes-Oc*
- *Anopheles*
- *Culex*
- *Culiseta*
- *Other*

FC-061	CDC Light Trap	Larimer	Holley Plant Research Center
	06/26/2024	<i>Aedes hendersoni</i>	6 3.2%
	06/26/2024	<i>Aedes increpitus</i>	42 22.7%
	06/26/2024	<i>Aedes melanimon</i>	4 2.2%
	06/26/2024	<i>Aedes vexans</i>	110 59.5%
	06/26/2024	<i>Culex pipiens</i>	6 3.2%
	06/26/2024	<i>Culex tarsalis</i>	10 5.4%
	06/26/2024	<i>Culiseta incidens</i>	4 2.2%
	06/26/2024	<i>Culiseta inornata</i>	3 1.6%
		Total	185

- *Aedes-Oc*
- *Anopheles*
- *Culex*
- *Culiseta*
- *Other*

FC-062	CDC Light Trap	Larimer	Water's Edge at Blue Mesa
	06/27/2024	<i>Aedes increpitus</i>	1 20.0%
	06/27/2024	<i>Aedes vexans</i>	3 60.0%
	06/27/2024	<i>Culex tarsalis</i>	1 20.0%
		Total	5

- *Aedes-Oc*
- *Anopheles*
- *Culex*
- *Culiseta*
- *Other*

FC-063	CDC Light Trap	Larimer	Red Fox Meadows
	06/26/2024	<i>Aedes increpitus</i>	732 93.2%
	06/26/2024	<i>Aedes vexans</i>	52 6.6%
	06/26/2024	<i>Culex tarsalis</i>	1 0.1%
		Total	785

- *Aedes-Oc*
- *Anopheles*
- *Culex*
- *Culiseta*
- *Other*

FC-063gr	Gravid Trap	Larimer	Red Fox Meadows Gravid
----------	-------------	---------	------------------------

Trap #	Date	Species	Count	Percent
	06/26/2024	<i>Aedes increpitus</i>	57	75.0%
	06/26/2024	<i>Aedes vexans</i>	9	11.8%
	06/26/2024	<i>Culex pipiens</i>	10	13.2%
		Total	76	

- *Aedes-Oc*
- *Anopheles*
- *Culex*
- *Culiseta*
- *Other*


FC-064	CDC Light Trap	Larimer	West Chase		
		06/25/2024	<i>Aedes cinereus</i>	33	16.9%
		06/25/2024	<i>Aedes dorsalis</i>	5	2.6%
		06/25/2024	<i>Aedes increpitus</i>	7	3.6%
		06/25/2024	<i>Aedes melanimon</i>	7	3.6%
		06/25/2024	<i>Aedes vexans</i>	83	42.6%
		06/25/2024	<i>Anopheles freeborni</i>	1	0.5%
		06/25/2024	<i>Culex pipiens</i>	6	3.1%
		06/25/2024	<i>Culex tarsalis</i>	52	26.7%
		06/25/2024	<i>Culiseta inornata</i>	1	0.5%
			Total	195	

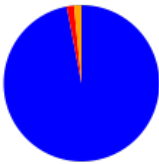
- *Aedes-Oc*
- *Anopheles*
- *Culex*
- *Culiseta*
- *Other*


FC-066	CDC Light Trap	Larimer	Prospect Ponds		
		06/24/2024	<i>Aedes dorsalis</i>	17	2.0%
		06/24/2024	<i>Aedes increpitus</i>	117	13.8%
		06/24/2024	<i>Aedes melanimon</i>	17	2.0%
		06/24/2024	<i>Aedes vexans</i>	186	22.0%
		06/24/2024	<i>Anopheles freeborni</i>	29	3.4%
		06/24/2024	<i>Coquillettidia perturbans</i>	402	47.5%
		06/24/2024	<i>Culex pipiens</i>	8	0.9%
		06/24/2024	<i>Culex tarsalis</i>	59	7.0%
		06/24/2024	<i>Culiseta inornata</i>	12	1.4%
			Total	847	


- *Aedes-Oc*
- *Anopheles*
- *Culex*
- *Culiseta*
- *Other*

FC-066gr	Gravid Trap	Larimer	Prospect Ponds Gravid
----------	-------------	---------	-----------------------

Trap #	Date	Species	Count	Percent		
	06/24/2024	<i>Aedes increpitus</i>	2	12.5%		<ul style="list-style-type: none"> ■ <i>Aedes-Oc</i> ■ <i>Anopheles</i> ■ <i>Culex</i> ■ <i>Culiseta</i> ■ <i>Other</i>
	06/24/2024	<i>Aedes vexans</i>	4	25.0%		
	06/24/2024	<i>Anopheles freeborni</i>	8	50.0%		
	06/24/2024	<i>Culex pipiens</i>	1	6.3%		
	06/24/2024	<i>Culiseta inornata</i>	1	6.3%		
		Total	16			

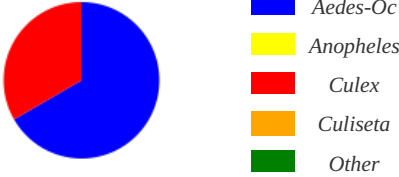
FC-067	CDC Light Trap	Larimer	Poudre River Trail			
	06/24/2024	<i>Aedes dorsalis</i>	5	2.5%		<ul style="list-style-type: none"> ■ <i>Aedes-Oc</i> ■ <i>Anopheles</i> ■ <i>Culex</i> ■ <i>Culiseta</i> ■ <i>Other</i>
	06/24/2024	<i>Aedes increpitus</i>	24	12.2%		
	06/24/2024	<i>Aedes melanimon</i>	7	3.6%		
	06/24/2024	<i>Aedes vexans</i>	155	78.7%		
	06/24/2024	<i>Culex tarsalis</i>	3	1.5%		
	06/24/2024	<i>Culiseta inornata</i>	3	1.5%		
		Total	197			

FC-068	CDC Light Trap	Larimer	5029 Crest Dr			
	06/27/2024	<i>Aedes vexans</i>	30	83.3%		<ul style="list-style-type: none"> ■ <i>Aedes-Oc</i> ■ <i>Anopheles</i> ■ <i>Culex</i> ■ <i>Culiseta</i> ■ <i>Other</i>
	06/27/2024	<i>Anopheles freeborni</i>	2	5.6%		
	06/27/2024	<i>Culex pipiens</i>	1	2.8%		
	06/27/2024	<i>Culex tarsalis</i>	2	5.6%		
	06/27/2024	<i>Culiseta inornata</i>	1	2.8%		
		Total	36			

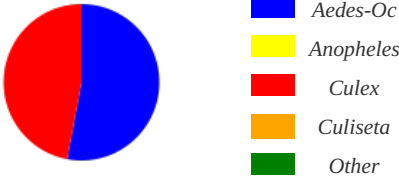
FC-069	CDC Light Trap	Larimer	Linden Lake Rd			
	06/24/2024	<i>Aedes dorsalis</i>	32	15.8%		<ul style="list-style-type: none"> ■ <i>Aedes-Oc</i> ■ <i>Anopheles</i> ■ <i>Culex</i> ■ <i>Culiseta</i> ■ <i>Other</i>
	06/24/2024	<i>Aedes increpitus</i>	4	2.0%		
	06/24/2024	<i>Aedes melanimon</i>	19	9.4%		
	06/24/2024	<i>Aedes vexans</i>	129	63.9%		
	06/24/2024	<i>Coquillettidia perturbans</i>	6	3.0%		
	06/24/2024	<i>Culex tarsalis</i>	12	5.9%		
		Total	202			

Trap #	Date	Species	Count	Percent
--------	------	---------	-------	---------

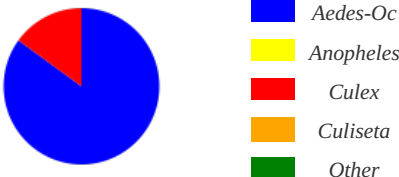
FC-071	CDC Light Trap	Larimer	Silvergate Rd		
		06/27/2024	<i>Aedes dorsalis</i>	1	11.1%
		06/27/2024	<i>Aedes increpitus</i>	2	22.2%
		06/27/2024	<i>Aedes vexans</i>	3	33.3%
		06/27/2024	<i>Culex pipiens</i>	1	11.1%
		06/27/2024	<i>Culex tarsalis</i>	2	22.2%
			Total	9	



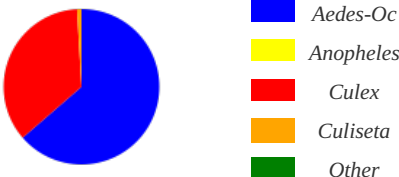
FC-072	CDC Light Trap	Larimer	422 Lake Dr		
		06/24/2024	<i>Aedes dorsalis</i>	1	2.9%
		06/24/2024	<i>Aedes hendersoni</i>	1	2.9%
		06/24/2024	<i>Aedes melanimon</i>	2	5.9%
		06/24/2024	<i>Aedes vexans</i>	14	41.2%
		06/24/2024	<i>Culex pipiens</i>	3	8.8%
		06/24/2024	<i>Culex tarsalis</i>	13	38.2%
			Total	34	



FC-073	CDC Light Trap	Larimer	118 S Grant		
		06/26/2024	<i>Aedes vexans</i>	17	85.0%
		06/26/2024	<i>Culex pipiens</i>	1	5.0%
		06/26/2024	<i>Culex tarsalis</i>	2	10.0%
			Total	20	

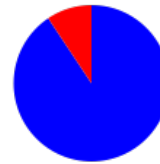


FC-074	CDC Light Trap	Larimer	Rock Creek		
		06/25/2024	<i>Aedes cinereus</i>	1	0.9%
		06/25/2024	<i>Aedes dorsalis</i>	6	5.5%
		06/25/2024	<i>Aedes melanimon</i>	1	0.9%
		06/25/2024	<i>Aedes vexans</i>	62	56.4%
		06/25/2024	<i>Culex pipiens</i>	1	0.9%
		06/25/2024	<i>Culex tarsalis</i>	38	34.5%
		06/25/2024	<i>Culiseta inornata</i>	1	0.9%



Trap #	Date	Species	Count	Percent
		Total	110	

FC-075	CDC Light Trap	Larimer	Sage Creek North		
		06/25/2024	<i>Aedes increpitus</i>	2	6.3%
		06/25/2024	<i>Aedes melanimon</i>	1	3.1%
		06/25/2024	<i>Aedes vexans</i>	26	81.3%
		06/25/2024	<i>Culex tarsalis</i>	3	9.4%
			Total	32	



- *Aedes-Oc*
- *Anopheles*
- *Culex*
- *Culiseta*
- *Other*

FC-075gr	Gravid Trap	Larimer	Sage Creek North Gravid		
		06/25/2024	Trap Malfunction	0	NaN%
			Total	0	

- *Aedes-Oc*
- *Anopheles*
- *Culex*
- *Culiseta*
- *Other*

FC-088gr	Gravid Trap	Larimer	English Ranch Park Gravid		
		06/27/2024	<i>Aedes increpitus</i>	1	14.3%
		06/27/2024	<i>Aedes vexans</i>	1	14.3%
		06/27/2024	<i>Culex pipiens</i>	5	71.4%
			Total	7	



- *Aedes-Oc*
- *Anopheles*
- *Culex*
- *Culiseta*
- *Other*

FC-089gr	Gravid Trap	Larimer	Kunz Ct. and Brook Dr. Gravid		
		06/27/2024	<i>Culex pipiens</i>	13	100.0%
			Total	13	



- *Aedes-Oc*
- *Anopheles*
- *Culex*
- *Culiseta*
- *Other*

FC-090gr	Gravid Trap	Larimer	Mountain Grandview Cemetery Gravid		
----------	-------------	---------	------------------------------------	--	--

Trap #	Date	Species	Count	Percent
--------	------	---------	-------	---------

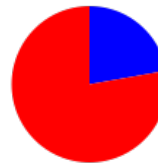
06/26/2024	<i>Culex pipiens</i>	52	100.0%
Total		52	



- *Aedes-Oc*
- *Anopheles*
- *Culex*
- *Culiseta*
- *Other*

FC-091gr	Gravid Trap	Larimer	PVH Gravid
----------	-------------	---------	------------

06/24/2024	<i>Aedes dorsalis</i>	1	11.1%
06/24/2024	<i>Aedes vexans</i>	1	11.1%
06/24/2024	<i>Culex pipiens</i>	6	66.7%
06/24/2024	<i>Culex tarsalis</i>	1	11.1%
Total		9	



- *Aedes-Oc*
- *Anopheles*
- *Culex*
- *Culiseta*
- *Other*

FC-092gr	Gravid Trap	Larimer	Udall Natural Gravid
----------	-------------	---------	----------------------

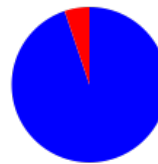
06/24/2024	<i>Anopheles freeborni</i>	1	4.3%
06/24/2024	<i>Culex pipiens</i>	22	95.7%
Total		23	



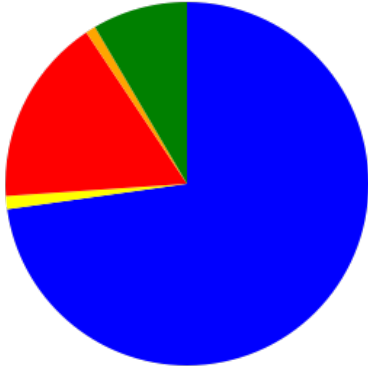
- *Aedes-Oc*
- *Anopheles*
- *Culex*
- *Culiseta*
- *Other*

FC-093	CDC Light Trap	Larimer	Lopez Elementary
--------	----------------	---------	------------------

06/27/2024	<i>Aedes increpitus</i>	4	6.9%
06/27/2024	<i>Aedes vexans</i>	51	87.9%
06/27/2024	<i>Culex pipiens</i>	1	1.7%
06/27/2024	<i>Culex tarsalis</i>	2	3.4%
Total		58	



- *Aedes-Oc*
- *Anopheles*
- *Culex*
- *Culiseta*
- *Other*



		TOTAL	%
	<i>Aedes-Oc</i>	3,617	72.8%
	<i>Anopheles</i>	58	1.2%
	<i>Culex</i>	831	16.7%
	<i>Culiseta</i>	45	0.9%
	<i>Other</i>	420	8.4%