

Adult Trap Data - Detail

Start Date: 06/16/2024 End Date: 06/20/2024

Fort Collins

Trap #		Date	Species	Count	Percent		
--------	--	------	---------	-------	---------	--	--

FC-001	CDC Light Trap	Larimer	Magic Carpet				
		06/20/2024	<i>Aedes vexans</i>	16	84.2%		<ul style="list-style-type: none"> ■ <i>Aedes-Oc</i> ■ <i>Anopheles</i> ■ <i>Culex</i> ■ <i>Culiseta</i> ■ <i>Other</i>
		06/20/2024	<i>Culex tarsalis</i>	3	15.8%		
			Total	19			

FC-004	CDC Light Trap	Larimer	Big Horn				
--------	----------------	---------	----------	--	--	--	--

		06/18/2024	<i>Aedes dorsalis</i>	1	3.2%		<ul style="list-style-type: none"> ■ <i>Aedes-Oc</i> ■ <i>Anopheles</i> ■ <i>Culex</i> ■ <i>Culiseta</i> ■ <i>Other</i>
		06/18/2024	<i>Aedes vexans</i>	23	74.2%		
		06/18/2024	<i>Culex tarsalis</i>	7	22.6%		
			Total	31			

FC-006	CDC Light Trap	Larimer	N. Linden				
--------	----------------	---------	-----------	--	--	--	--

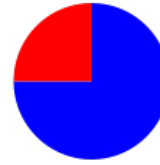
		06/17/2024	<i>Aedes vexans</i>	8	66.7%		<ul style="list-style-type: none"> ■ <i>Aedes-Oc</i> ■ <i>Anopheles</i> ■ <i>Culex</i> ■ <i>Culiseta</i> ■ <i>Other</i>
		06/17/2024	<i>Coquillettidia perturbans</i>	1	8.3%		
		06/17/2024	<i>Culex pipiens</i>	2	16.7%		
		06/17/2024	<i>Culiseta inornata</i>	1	8.3%		
			Total	12			

FC-011	CDC Light Trap	Larimer	Golden Current				
--------	----------------	---------	----------------	--	--	--	--

		06/19/2024	<i>Aedes increpitus</i>	14	34.1%		<ul style="list-style-type: none"> ■ <i>Aedes-Oc</i> ■ <i>Anopheles</i> ■ <i>Culex</i> ■ <i>Culiseta</i> ■ <i>Other</i>
		06/19/2024	<i>Aedes vexans</i>	25	61.0%		
		06/19/2024	<i>Culex tarsalis</i>	2	4.9%		
			Total	41			

FC-014	CDC Light Trap	Larimer	FC Visitor Center				
--------	----------------	---------	-------------------	--	--	--	--

Trap #	Date	Species	Count	Percent
	06/17/2024	<i>Aedes dorsalis</i>	2	6.3%
	06/17/2024	<i>Aedes increpitus</i>	6	18.8%
	06/17/2024	<i>Aedes melanimon</i>	1	3.1%
	06/17/2024	<i>Aedes vexans</i>	15	46.9%
	06/17/2024	<i>Culex tarsalis</i>	8	25.0%
		Total	32	



- *Aedes-Oc*
- *Anopheles*
- *Culex*
- *Culiseta*
- *Other*

FC-015	CDC Light Trap	Larimer	Stuart and Dorset		
		06/19/2024	<i>Aedes dorsalis</i>	1	50.0%
		06/19/2024	<i>Aedes vexans</i>	1	50.0%
			Total	2	

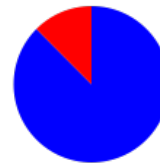


- *Aedes-Oc*
- *Anopheles*
- *Culex*
- *Culiseta*
- *Other*

FC-019	CDC Light Trap	Larimer	Edora Park		
		06/17/2024	<i>Trap Malfunction</i>	0	NaN%
			Total	0	


- *Aedes-Oc*
- *Anopheles*
- *Culex*
- *Culiseta*
- *Other*


FC-023	CDC Light Trap	Larimer	Boltz		
		06/18/2024	<i>Aedes vexans</i>	7	87.5%
		06/18/2024	<i>Culex tarsalis</i>	1	12.5%
			Total	8	





- *Aedes-Oc*
- *Anopheles*
- *Culex*
- *Culiseta*
- *Other*


FC-027	CDC Light Trap	Larimer	3001 San Luis
--------	----------------	---------	---------------

Trap #	Date	Species	Count	Percent		
	06/18/2024	<i>Aedes cinereus</i>	1	5.3%		■ <i>Aedes-Oc</i> ■ <i>Anopheles</i> ■ <i>Culex</i> ■ <i>Culiseta</i> ■ <i>Other</i>
	06/18/2024	<i>Aedes increpitus</i>	6	31.6%		
	06/18/2024	<i>Aedes vexans</i>	10	52.6%		
	06/18/2024	<i>Culex pipiens</i>	1	5.3%		
	06/18/2024	<i>Culex tarsalis</i>	1	5.3%		
		Total	19			

FC-029	CDC Light Trap	Larimer	Ben's Park					
			06/20/2024	<i>Aedes dorsalis</i>	1	3.6%		■ <i>Aedes-Oc</i> ■ <i>Anopheles</i> ■ <i>Culex</i> ■ <i>Culiseta</i> ■ <i>Other</i>
			06/20/2024	<i>Aedes vexans</i>	27	96.4%		
				Total	28			

FC-029gr	Gravid Trap	Larimer	Ben's Park Gravid					
			06/20/2024	<i>Aedes vexans</i>	1	20.0%		■ <i>Aedes-Oc</i> ■ <i>Anopheles</i> ■ <i>Culex</i> ■ <i>Culiseta</i> ■ <i>Other</i>
			06/20/2024	<i>Culex pipiens</i>	4	80.0%		
				Total	5			

FC-031	CDC Light Trap	Larimer	Willow Springs					
			06/18/2024	<i>Aedes dorsalis</i>	10	13.3%		■ <i>Aedes-Oc</i> ■ <i>Anopheles</i> ■ <i>Culex</i> ■ <i>Culiseta</i> ■ <i>Other</i>
			06/18/2024	<i>Aedes melanimon</i>	5	6.7%		
			06/18/2024	<i>Aedes vexans</i>	42	56.0%		
			06/18/2024	<i>Culex tarsalis</i>	18	24.0%		
				Total	75			

FC-034	CDC Light Trap	Larimer	Country Club					
			06/17/2024	<i>Aedes dorsalis</i>	6	3.6%		■ <i>Aedes-Oc</i> ■ <i>Anopheles</i> ■ <i>Culex</i> ■ <i>Culiseta</i> ■ <i>Other</i>
			06/17/2024	<i>Aedes increpitus</i>	6	3.6%		
			06/17/2024	<i>Aedes melanimon</i>	39	23.6%		
			06/17/2024	<i>Aedes trivittatus</i>	1	0.6%		
			06/17/2024	<i>Aedes vexans</i>	89	53.9%		
			06/17/2024	<i>Anopheles freeborni</i>	11	6.7%		
			06/17/2024	<i>Culex tarsalis</i>	13	7.9%		
				Total	165			

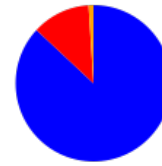
Trap #	Date	Species	Count	Percent
--------	------	---------	-------	---------

Total 165

FC-036	CDC Light Trap	Larimer	Hemlock
--------	----------------	---------	---------

06/17/2024	<i>Aedes dorsalis</i>	13	6.5%
06/17/2024	<i>Aedes increpitus</i>	23	11.6%
06/17/2024	<i>Aedes melanimon</i>	2	1.0%
06/17/2024	<i>Aedes vexans</i>	135	67.8%
06/17/2024	<i>Culex pipiens</i>	3	1.5%
06/17/2024	<i>Culex tarsalis</i>	21	10.6%
06/17/2024	<i>Culiseta inornata</i>	2	1.0%

Total 199

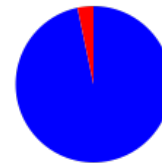


- *Aedes-Oc*
- *Anopheles*
- *Culex*
- *Culiseta*
- *Other*

FC-037	CDC Light Trap	Larimer	Chelsea Ridge
--------	----------------	---------	---------------

06/20/2024	<i>Aedes increpitus</i>	14	4.6%
06/20/2024	<i>Aedes melanimon</i>	2	0.7%
06/20/2024	<i>Aedes vexans</i>	277	91.4%
06/20/2024	<i>Culex pipiens</i>	4	1.3%
06/20/2024	<i>Culex tarsalis</i>	6	2.0%

Total 303

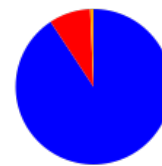


- *Aedes-Oc*
- *Anopheles*
- *Culex*
- *Culiseta*
- *Other*

FC-038	CDC Light Trap	Larimer	Lochside Lane
--------	----------------	---------	---------------

06/17/2024	<i>Aedes dorsalis</i>	17	5.8%
06/17/2024	<i>Aedes increpitus</i>	6	2.1%
06/17/2024	<i>Aedes melanimon</i>	33	11.3%
06/17/2024	<i>Aedes trivittatus</i>	1	0.3%
06/17/2024	<i>Aedes vexans</i>	207	71.1%
06/17/2024	<i>Culex tarsalis</i>	25	8.6%
06/17/2024	<i>Culiseta inornata</i>	2	0.7%

Total 291



- *Aedes-Oc*
- *Anopheles*
- *Culex*
- *Culiseta*
- *Other*

FC-039	CDC Light Trap	Larimer	Fossil Creek South
--------	----------------	---------	--------------------

Trap #	Date	Species	Count	Percent		
	06/18/2024	<i>Aedes dorsalis</i>	18	58.1%		<ul style="list-style-type: none"> ■ <i>Aedes-Oc</i> ■ <i>Anopheles</i> ■ <i>Culex</i> ■ <i>Culiseta</i> ■ <i>Other</i>
	06/18/2024	<i>Aedes melanimon</i>	3	9.7%		
	06/18/2024	<i>Aedes vexans</i>	8	25.8%		
	06/18/2024	<i>Culex tarsalis</i>	1	3.2%		
	06/18/2024	<i>Culiseta inornata</i>	1	3.2%		
		Total	31			

FC-040	CDC Light Trap	Larimer	Redwood			
	06/17/2024	<i>Aedes dorsalis</i>	7	5.9%		<ul style="list-style-type: none"> ■ <i>Aedes-Oc</i> ■ <i>Anopheles</i> ■ <i>Culex</i> ■ <i>Culiseta</i> ■ <i>Other</i>
	06/17/2024	<i>Aedes increpitus</i>	2	1.7%		
	06/17/2024	<i>Aedes melanimon</i>	5	4.2%		
	06/17/2024	<i>Aedes vexans</i>	87	73.1%		
	06/17/2024	<i>Culex pipiens</i>	2	1.7%		
	06/17/2024	<i>Culex tarsalis</i>	12	10.1%		
	06/17/2024	<i>Culiseta inornata</i>	4	3.4%		
		Total	119			

FC-040gr	Gravid Trap	Larimer	Redwood Gravid			
	06/17/2024	<i>Aedes vexans</i>	5	21.7%		<ul style="list-style-type: none"> ■ <i>Aedes-Oc</i> ■ <i>Anopheles</i> ■ <i>Culex</i> ■ <i>Culiseta</i> ■ <i>Other</i>
	06/17/2024	<i>Culex pipiens</i>	18	78.3%		
		Total	23			

FC-041	CDC Light Trap	Larimer	Fishback			
	06/19/2024	<i>Aedes vexans</i>	2	40.0%		<ul style="list-style-type: none"> ■ <i>Aedes-Oc</i> ■ <i>Anopheles</i> ■ <i>Culex</i> ■ <i>Culiseta</i> ■ <i>Other</i>
	06/19/2024	<i>Culex pipiens</i>	3	60.0%		
		Total	5			

FC-046	CDC Light Trap	Larimer	Westshore Ct			
--------	----------------	---------	--------------	--	--	--

Trap #	Date	Species	Count	Percent
	06/18/2024	<i>Aedes cinereus</i>	1	2.6%
	06/18/2024	<i>Aedes dorsalis</i>	2	5.1%
	06/18/2024	<i>Aedes melanimon</i>	1	2.6%
	06/18/2024	<i>Aedes vexans</i>	30	76.9%
	06/18/2024	<i>Culex tarsalis</i>	4	10.3%
	06/18/2024	<i>Culiseta inornata</i>	1	2.6%
		Total	39	

- *Aedes-Oc*
- *Anopheles*
- *Culex*
- *Culiseta*
- *Other*

FC-047	CDC Light Trap	Larimer	Keeneland And Twin Oak		
		06/18/2024	<i>Aedes dorsalis</i>	1	2.6%
		06/18/2024	<i>Aedes melanimon</i>	2	5.1%
		06/18/2024	<i>Aedes vexans</i>	28	71.8%
		06/18/2024	<i>Culex tarsalis</i>	8	20.5%
			Total	39	

- *Aedes-Oc*
- *Anopheles*
- *Culex*
- *Culiseta*
- *Other*

FC-049	CDC Light Trap	Larimer	Casa Grande and Downing		
		06/19/2024	Trap Malfunction	0	NaN%
			Total	0	

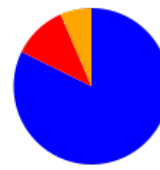
- *Aedes-Oc*
- *Anopheles*
- *Culex*
- *Culiseta*
- *Other*

FC-050	CDC Light Trap	Larimer	Golden Meadows Ditch		
		06/18/2024	<i>Aedes dorsalis</i>	1	9.1%
		06/18/2024	<i>Aedes vexans</i>	6	54.5%
		06/18/2024	<i>Culex tarsalis</i>	4	36.4%
			Total	11	

- *Aedes-Oc*
- *Anopheles*
- *Culex*
- *Culiseta*
- *Other*

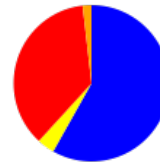
FC-052	CDC Light Trap	Larimer	603 Gilgalad Way
--------	----------------	---------	------------------

Trap #	Date	Species	Count	Percent
	06/19/2024	<i>Aedes cinereus</i>	1	1.6%
	06/19/2024	<i>Aedes increpitus</i>	12	19.4%
	06/19/2024	<i>Aedes vexans</i>	38	61.3%
	06/19/2024	<i>Culex pipiens</i>	1	1.6%
	06/19/2024	<i>Culex tarsalis</i>	6	9.7%
	06/19/2024	<i>Culiseta inornata</i>	4	6.5%
		Total	62	



- *Aedes-Oc*
- *Anopheles*
- *Culex*
- *Culiseta*
- *Other*

FC-053	CDC Light Trap	Larimer	Egret and Rookery	Date	Species	Count	Percent
				06/18/2024	<i>Aedes dorsalis</i>	3	5.5%
				06/18/2024	<i>Aedes melanimon</i>	2	3.6%
				06/18/2024	<i>Aedes vexans</i>	27	49.1%
				06/18/2024	<i>Anopheles freeborni</i>	2	3.6%
				06/18/2024	<i>Culex tarsalis</i>	20	36.4%
				06/18/2024	<i>Culiseta inornata</i>	1	1.8%
					Total	55	



- *Aedes-Oc*
- *Anopheles*
- *Culex*
- *Culiseta*
- *Other*

FC-054	CDC Light Trap	Larimer	737 Parliament	Date	Species	Count	Percent
				06/20/2024	<i>Aedes dorsalis</i>	1	12.5%
				06/20/2024	<i>Aedes vexans</i>	5	62.5%
				06/20/2024	<i>Culex tarsalis</i>	2	25.0%
					Total	8	



- *Aedes-Oc*
- *Anopheles*
- *Culex*
- *Culiseta*
- *Other*

FC-057	CDC Light Trap	Larimer	Registry Ridge	Date	Species	Count	Percent
				06/20/2024	<i>Aedes dorsalis</i>	5	19.2%
				06/20/2024	<i>Aedes vexans</i>	21	80.8%
					Total	26	



- *Aedes-Oc*
- *Anopheles*
- *Culex*
- *Culiseta*
- *Other*

FC-058	CDC Light Trap	Larimer	Spring Creek Trail-- Michener Dr
--------	----------------	---------	-------------------------------------

Trap #	Date	Species	Count	Percent		
	06/19/2024	<i>Aedes increpitus</i>	14	66.7%		<ul style="list-style-type: none"> ■ <i>Aedes-Oc</i> ■ <i>Anopheles</i> ■ <i>Culex</i> ■ <i>Culiseta</i> ■ <i>Other</i>
	06/19/2024	<i>Aedes melanimon</i>	1	4.8%		
	06/19/2024	<i>Aedes vexans</i>	3	14.3%		
	06/19/2024	<i>Culex tarsalis</i>	1	4.8%		
	06/19/2024	<i>Culiseta inornata</i>	2	9.5%		
		Total	21			

FC-059	CDC Light Trap	Larimer	Springwood and Lochwood				
		06/18/2024	<i>Aedes vexans</i>	10	71.4%		<ul style="list-style-type: none"> ■ <i>Aedes-Oc</i> ■ <i>Anopheles</i> ■ <i>Culex</i> ■ <i>Culiseta</i> ■ <i>Other</i>
		06/18/2024	<i>Culex tarsalis</i>	3	21.4%		
		06/18/2024	<i>Culiseta inornata</i>	1	7.1%		
			Total	14			

FC-060	CDC Light Trap	Larimer	808 Ponderosa				
		06/19/2024	<i>Aedes vexans</i>	2	66.7%		<ul style="list-style-type: none"> ■ <i>Aedes-Oc</i> ■ <i>Anopheles</i> ■ <i>Culex</i> ■ <i>Culiseta</i> ■ <i>Other</i>
		06/19/2024	<i>Culex pipiens</i>	1	33.3%		
			Total	3			

FC-061	CDC Light Trap	Larimer	Holley Plant Research Center				
		06/19/2024	<i>Aedes dorsalis</i>	1	1.8%		<ul style="list-style-type: none"> ■ <i>Aedes-Oc</i> ■ <i>Anopheles</i> ■ <i>Culex</i> ■ <i>Culiseta</i> ■ <i>Other</i>
		06/19/2024	<i>Aedes increpitus</i>	24	42.1%		
		06/19/2024	<i>Aedes vexans</i>	20	35.1%		
		06/19/2024	<i>Culex pipiens</i>	10	17.5%		
		06/19/2024	<i>Culex tarsalis</i>	2	3.5%		
			Total	57			

FC-062	CDC Light Trap	Larimer	Water's Edge at Blue Mesa			
--------	----------------	---------	---------------------------	--	--	--

Trap #	Date	Species	Count	Percent		
	06/20/2024	<i>Aedes dorsalis</i>	1	5.0%		<ul style="list-style-type: none"> ■ <i>Aedes-Oc</i> ■ <i>Anopheles</i> ■ <i>Culex</i> ■ <i>Culiseta</i> ■ <i>Other</i>
	06/20/2024	<i>Aedes vexans</i>	18	90.0%		
	06/20/2024	<i>Culiseta inornata</i>	1	5.0%		
		Total	20			

FC-063	CDC Light Trap	Larimer	Red Fox Meadows					
			06/19/2024	<i>Aedes increpitus</i>	373	97.9%		<ul style="list-style-type: none"> ■ <i>Aedes-Oc</i> ■ <i>Anopheles</i> ■ <i>Culex</i> ■ <i>Culiseta</i> ■ <i>Other</i>
			06/19/2024	<i>Aedes vexans</i>	8	2.1%		
				Total	381			


FC-063gr	Gravid Trap	Larimer	Red Fox Meadows Gravid					
			06/19/2024	<i>Aedes increpitus</i>	9	100.0%		<ul style="list-style-type: none"> ■ <i>Aedes-Oc</i> ■ <i>Anopheles</i> ■ <i>Culex</i> ■ <i>Culiseta</i> ■ <i>Other</i>
				Total	9			

FC-064	CDC Light Trap	Larimer	West Chase					
			06/18/2024	<i>Aedes cinereus</i>	43	28.5%		<ul style="list-style-type: none"> ■ <i>Aedes-Oc</i> ■ <i>Anopheles</i> ■ <i>Culex</i> ■ <i>Culiseta</i> ■ <i>Other</i>
			06/18/2024	<i>Aedes hendersoni</i>	1	0.7%		
			06/18/2024	<i>Aedes increpitus</i>	6	4.0%		
			06/18/2024	<i>Aedes melanimon</i>	13	8.6%		
			06/18/2024	<i>Aedes vexans</i>	76	50.3%		
			06/18/2024	<i>Culex tarsalis</i>	12	7.9%		
				Total	151			

FC-066	CDC Light Trap	Larimer	Prospect Ponds					
			06/17/2024	<i>Aedes dorsalis</i>	12	4.1%		<ul style="list-style-type: none"> ■ <i>Aedes-Oc</i> ■ <i>Anopheles</i> ■ <i>Culex</i> ■ <i>Culiseta</i> ■ <i>Other</i>
			06/17/2024	<i>Aedes increpitus</i>	54	18.6%		
			06/17/2024	<i>Aedes melanimon</i>	1	0.3%		
			06/17/2024	<i>Aedes vexans</i>	56	19.2%		
			06/17/2024	<i>Anopheles freeborni</i>	9	3.1%		
			06/17/2024	<i>Coquillettidia perturbans</i>	100	34.4%		
			06/17/2024	<i>Culex pipiens</i>	8	2.7%		

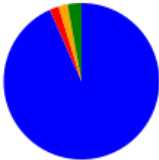
Trap #	Date	Species	Count	Percent
	06/17/2024	<i>Culex tarsalis</i>	47	16.2%
	06/17/2024	<i>Culiseta inornata</i>	4	1.4%
		Total	291	

FC-066gr	Gravid Trap	Larimer	Prospect Ponds Gravid		
		06/17/2024	<i>Aedes vexans</i>	14	63.6%
		06/17/2024	<i>Anopheles freeborni</i>	6	27.3%
		06/17/2024	<i>Coquillettidia perturbans</i>	2	9.1%
			Total	22	




- *Aedes-Oc*
- *Anopheles*
- *Culex*
- *Culiseta*
- *Other*

FC-067	CDC Light Trap	Larimer	Poudre River Trail		
		06/17/2024	<i>Aedes dorsalis</i>	7	6.7%
		06/17/2024	<i>Aedes increpitus</i>	52	49.5%
		06/17/2024	<i>Aedes melanimon</i>	1	1.0%
		06/17/2024	<i>Aedes vexans</i>	38	36.2%
		06/17/2024	<i>Coquillettidia perturbans</i>	3	2.9%
		06/17/2024	<i>Culex pipiens</i>	1	1.0%
		06/17/2024	<i>Culex tarsalis</i>	1	1.0%
		06/17/2024	<i>Culiseta inornata</i>	2	1.9%
			Total	105	



- *Aedes-Oc*
- *Anopheles*
- *Culex*
- *Culiseta*
- *Other*

FC-068	CDC Light Trap	Larimer	5029 Crest Dr		
		06/20/2024	<i>Aedes melanimon</i>	1	4.0%
		06/20/2024	<i>Aedes vexans</i>	24	96.0%
			Total	25	



- *Aedes-Oc*
- *Anopheles*
- *Culex*
- *Culiseta*
- *Other*

FC-069	CDC Light Trap	Larimer	Linden Lake Rd
--------	----------------	---------	----------------

Trap #	Date	Species	Count	Percent		
	06/17/2024	<i>Aedes dorsalis</i>	5	3.0%		<ul style="list-style-type: none"> ■ <i>Aedes-Oc</i> ■ <i>Anopheles</i> ■ <i>Culex</i> ■ <i>Culiseta</i> ■ <i>Other</i>
	06/17/2024	<i>Aedes increpitus</i>	6	3.6%		
	06/17/2024	<i>Aedes melanimon</i>	14	8.3%		
	06/17/2024	<i>Aedes trivittatus</i>	1	0.6%		
	06/17/2024	<i>Aedes vexans</i>	126	75.0%		
	06/17/2024	<i>Coquillettidia perturbans</i>	8	4.8%		
	06/17/2024	<i>Culex pipiens</i>	1	0.6%		
	06/17/2024	<i>Culex tarsalis</i>	6	3.6%		
	06/17/2024	<i>Culiseta inornata</i>	1	0.6%		
		Total	168			

FC-071	CDC Light Trap	Larimer	Silvergate Rd					
			06/20/2024	<i>Aedes dorsalis</i>	1	16.7%		<ul style="list-style-type: none"> ■ <i>Aedes-Oc</i> ■ <i>Anopheles</i> ■ <i>Culex</i> ■ <i>Culiseta</i> ■ <i>Other</i>
			06/20/2024	<i>Aedes increpitus</i>	1	16.7%		
			06/20/2024	<i>Aedes vexans</i>	4	66.7%		
			Total		6			

FC-072	CDC Light Trap	Larimer	422 Lake Dr					
			06/17/2024	<i>Aedes increpitus</i>	1	4.2%		<ul style="list-style-type: none"> ■ <i>Aedes-Oc</i> ■ <i>Anopheles</i> ■ <i>Culex</i> ■ <i>Culiseta</i> ■ <i>Other</i>
			06/17/2024	<i>Aedes vexans</i>	15	62.5%		
			06/17/2024	<i>Culex tarsalis</i>	8	33.3%		
			Total		24			

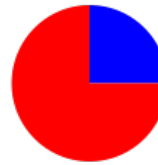
FC-073	CDC Light Trap	Larimer	118 S Grant					
			06/19/2024	<i>Aedes vexans</i>	4	50.0%		<ul style="list-style-type: none"> ■ <i>Aedes-Oc</i> ■ <i>Anopheles</i> ■ <i>Culex</i> ■ <i>Culiseta</i> ■ <i>Other</i>
			06/19/2024	<i>Culex pipiens</i>	1	12.5%		
			06/19/2024	<i>Culex tarsalis</i>	3	37.5%		
			Total		8			

FC-074	CDC Light Trap	Larimer	Rock Creek			
--------	----------------	---------	------------	--	--	--

Trap #	Date	Species	Count	Percent		
	06/18/2024	<i>Aedes dorsalis</i>	4	9.1%		<ul style="list-style-type: none"> ■ <i>Aedes-Oc</i> ■ <i>Anopheles</i> ■ <i>Culex</i> ■ <i>Culiseta</i> ■ <i>Other</i>
	06/18/2024	<i>Aedes vexans</i>	27	61.4%		
	06/18/2024	<i>Culex tarsalis</i>	13	29.5%		
		Total	44			
FC-075	CDC Light Trap	Larimer	Sage Creek North			
	06/18/2024	<i>Culex tarsalis</i>	2	100.0%		<ul style="list-style-type: none"> ■ <i>Aedes-Oc</i> ■ <i>Anopheles</i> ■ <i>Culex</i> ■ <i>Culiseta</i> ■ <i>Other</i>
		Total	2			
FC-075gr	Gravid Trap	Larimer	Sage Creek North Gravid			
	06/18/2024	<i>Aedes vexans</i>	2	16.7%		<ul style="list-style-type: none"> ■ <i>Aedes-Oc</i> ■ <i>Anopheles</i> ■ <i>Culex</i> ■ <i>Culiseta</i> ■ <i>Other</i>
	06/18/2024	<i>Culex pipiens</i>	8	66.7%		
	06/18/2024	<i>Culex tarsalis</i>	2	16.7%		
		Total	12			
FC-088gr	Gravid Trap	Larimer	English Ranch Park Gravid			
	06/18/2024	<i>Culex pipiens</i>	19	95.0%		<ul style="list-style-type: none"> ■ <i>Aedes-Oc</i> ■ <i>Anopheles</i> ■ <i>Culex</i> ■ <i>Culiseta</i> ■ <i>Other</i>
	06/18/2024	<i>Culex tarsalis</i>	1	5.0%		
		Total	20			
FC-089gr	Gravid Trap	Larimer	Kunz Ct. and Brook Dr. Gravid			
	06/20/2024	<i>Culex pipiens</i>	3	100.0%		<ul style="list-style-type: none"> ■ <i>Aedes-Oc</i> ■ <i>Anopheles</i> ■ <i>Culex</i> ■ <i>Culiseta</i> ■ <i>Other</i>
		Total	3			
FC-090gr	Gravid Trap	Larimer	Mountain Grandview Cemetery Gravid			

Trap #	Date	Species	Count	Percent
--------	------	---------	-------	---------

06/19/2024	<i>Aedes vexans</i>	1	25.0%
06/19/2024	<i>Culex pipiens</i>	3	75.0%
Total		4	



- *Aedes-Oc*
- *Anopheles*
- *Culex*
- *Culiseta*
- *Other*

FC-091gr	Gravid Trap	Larimer	PVH Gravid
----------	-------------	---------	------------

06/17/2024	<i>Aedes vexans</i>	1	50.0%
06/17/2024	<i>Culex pipiens</i>	1	50.0%
Total		2	



- *Aedes-Oc*
- *Anopheles*
- *Culex*
- *Culiseta*
- *Other*

FC-092gr	Gravid Trap	Larimer	Udall Natural Gravid
----------	-------------	---------	----------------------

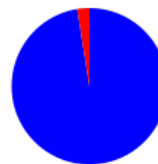
06/17/2024	<i>Culex pipiens</i>	4	100.0%
Total		4	



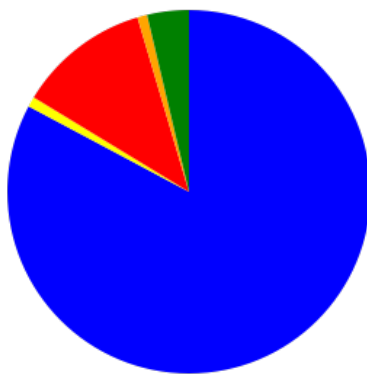
- *Aedes-Oc*
- *Anopheles*
- *Culex*
- *Culiseta*
- *Other*

FC-093	CDC Light Trap	Larimer	Lopez Elementary
--------	----------------	---------	------------------

06/20/2024	<i>Aedes increpitus</i>	1	2.5%
06/20/2024	<i>Aedes vexans</i>	38	95.0%
06/20/2024	<i>Culex tarsalis</i>	1	2.5%
Total		40	



- *Aedes-Oc*
- *Anopheles*
- *Culex*
- *Culiseta*
- *Other*



	TOTAL	%
■ <i>Aedes-Oc</i>	2,553	82.8%
■ <i>Anopheles</i>	28	0.9%
■ <i>Culex</i>	362	11.7%
■ <i>Culiseta</i>	27	0.9%
■ <i>Other</i>	114	3.7%