

Adult Trap Data - Detail


Start Date: 06/09/2024 End Date: 06/13/2024

Fort Collins


Trap #		Date	Species	Count	Percent		
--------	--	------	---------	-------	---------	--	--

FC-001	CDC Light Trap	Larimer	Magic Carpet				
		06/12/2024	<i>Aedes increpitus</i>	1	25.0%		<div style="display: flex; flex-direction: column; gap: 5px;"> <div>■ <i>Aedes-Oc</i></div> <div>■ <i>Anopheles</i></div> <div>■ <i>Culex</i></div> <div>■ <i>Culiseta</i></div> <div>■ <i>Other</i></div> </div>
		06/12/2024	<i>Aedes vexans</i>	3	75.0%		
			Total	4			

Trap #		Date	Species	Count	Percent		
--------	--	------	---------	-------	---------	--	--

FC-004	CDC Light Trap	Larimer	Big Horn				
		06/10/2024	<i>Aedes dorsalis</i>	1	11.1%		<div style="display: flex; flex-direction: column; gap: 5px;"> <div>■ <i>Aedes-Oc</i></div> <div>■ <i>Anopheles</i></div> <div>■ <i>Culex</i></div> <div>■ <i>Culiseta</i></div> <div>■ <i>Other</i></div> </div>
		06/10/2024	<i>Aedes vexans</i>	5	55.6%		
		06/10/2024	<i>Coquillettidia perturbans</i>	1	11.1%		
		06/10/2024	<i>Culex tarsalis</i>	2	22.2%		
			Total	9			

Trap #		Date	Species	Count	Percent		
--------	--	------	---------	-------	---------	--	--


FC-006	CDC Light Trap	Larimer	N. Linden				
		06/09/2024	<i>Aedes vexans</i>	1	50.0%		<div style="display: flex; flex-direction: column; gap: 5px;"> <div>■ <i>Aedes-Oc</i></div> <div>■ <i>Anopheles</i></div> <div>■ <i>Culex</i></div> <div>■ <i>Culiseta</i></div> <div>■ <i>Other</i></div> </div>
		06/09/2024	<i>Culex tarsalis</i>	1	50.0%		
			Total	2			


Trap #		Date	Species	Count	Percent		
--------	--	------	---------	-------	---------	--	--


FC-011	CDC Light Trap	Larimer	Golden Current				
		06/11/2024	No Mosquitoes	0	NaN%	<div style="display: flex; flex-direction: column; gap: 5px;"> <div>■ <i>Aedes-Oc</i></div> <div>■ <i>Anopheles</i></div> <div>■ <i>Culex</i></div> <div>■ <i>Culiseta</i></div> <div>■ <i>Other</i></div> </div>	
			Total	0			


Trap #		Date	Species	Count	Percent		
--------	--	------	---------	-------	---------	--	--

FC-014	CDC Light Trap	Larimer	FC Visitor Center				
--------	----------------	---------	-------------------	--	--	--	--


Trap #	Date	Species	Count	Percent		
	06/09/2024	<i>Aedes dorsalis</i>	2	10.5%		<ul style="list-style-type: none"> ■ <i>Aedes-Oc</i> ■ <i>Anopheles</i> ■ <i>Culex</i> ■ <i>Culiseta</i> ■ <i>Other</i>
	06/09/2024	<i>Aedes increpitus</i>	3	15.8%		
	06/09/2024	<i>Aedes vexans</i>	12	63.2%		
	06/09/2024	<i>Culiseta inornata</i>	2	10.5%		
		Total	19			

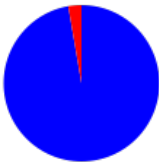
FC-015	CDC Light Trap	Larimer	Stuart and Dorset					
			06/11/2024	<i>Aedes dorsalis</i>	2	11.1%		<ul style="list-style-type: none"> ■ <i>Aedes-Oc</i> ■ <i>Anopheles</i> ■ <i>Culex</i> ■ <i>Culiseta</i> ■ <i>Other</i>
			06/11/2024	<i>Aedes increpitus</i>	6	33.3%		
			06/11/2024	<i>Aedes vexans</i>	10	55.6%		
				Total	18			


FC-019	CDC Light Trap	Larimer	Edora Park					
			06/09/2024	<i>Aedes increpitus</i>	5	22.7%		<ul style="list-style-type: none"> ■ <i>Aedes-Oc</i> ■ <i>Anopheles</i> ■ <i>Culex</i> ■ <i>Culiseta</i> ■ <i>Other</i>
			06/09/2024	<i>Aedes vexans</i>	12	54.5%		
			06/09/2024	<i>Culex tarsalis</i>	4	18.2%		
			06/09/2024	<i>Culiseta inornata</i>	1	4.5%		
				Total	22			

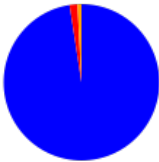
FC-023	CDC Light Trap	Larimer	Boltz					
			06/10/2024	<i>Aedes vexans</i>	3	50.0%		<ul style="list-style-type: none"> ■ <i>Aedes-Oc</i> ■ <i>Anopheles</i> ■ <i>Culex</i> ■ <i>Culiseta</i> ■ <i>Other</i>
			06/10/2024	<i>Culex pipiens</i>	1	16.7%		
			06/10/2024	<i>Culex tarsalis</i>	2	33.3%		
				Total	6			


FC-027	CDC Light Trap	Larimer	3001 San Luis			
--------	----------------	---------	---------------	--	--	--

Trap #	Date	Species	Count	Percent		
	06/10/2024	<i>Aedes dorsalis</i>	2	4.9%		<ul style="list-style-type: none"> ■ <i>Aedes-Oc</i> ■ <i>Anopheles</i> ■ <i>Culex</i> ■ <i>Culiseta</i> ■ <i>Other</i>
	06/10/2024	<i>Aedes increpitus</i>	20	48.8%		
	06/10/2024	<i>Aedes vexans</i>	6	14.6%		
	06/10/2024	<i>Culex pipiens</i>	3	7.3%		
	06/10/2024	<i>Culex tarsalis</i>	10	24.4%		
		Total	41			

FC-029	CDC Light Trap	Larimer	Ben's Park					
			06/12/2024	<i>Aedes dorsalis</i>	2	5.4%		<ul style="list-style-type: none"> ■ <i>Aedes-Oc</i> ■ <i>Anopheles</i> ■ <i>Culex</i> ■ <i>Culiseta</i> ■ <i>Other</i>
			06/12/2024	<i>Aedes vexans</i>	34	91.9%		
			06/12/2024	<i>Culex tarsalis</i>	1	2.7%		
				Total	37			

FC-029gr	Gravid Trap	Larimer	Ben's Park Gravid					
			06/12/2024	<i>Culex pipiens</i>	37	100.0%		<ul style="list-style-type: none"> ■ <i>Aedes-Oc</i> ■ <i>Anopheles</i> ■ <i>Culex</i> ■ <i>Culiseta</i> ■ <i>Other</i>
				Total	37			

FC-031	CDC Light Trap	Larimer	Willow Springs					
			06/10/2024	<i>Aedes dorsalis</i>	4	3.3%		<ul style="list-style-type: none"> ■ <i>Aedes-Oc</i> ■ <i>Anopheles</i> ■ <i>Culex</i> ■ <i>Culiseta</i> ■ <i>Other</i>
			06/10/2024	<i>Aedes melanimon</i>	1	0.8%		
			06/10/2024	<i>Aedes vexans</i>	115	93.5%		
			06/10/2024	<i>Culex tarsalis</i>	2	1.6%		
			06/10/2024	<i>Culiseta inornata</i>	1	0.8%		
				Total	123			

FC-034	CDC Light Trap	Larimer	Country Club					
			06/09/2024	<i>Aedes increpitus</i>	1	2.0%		<ul style="list-style-type: none"> ■ <i>Aedes-Oc</i> ■ <i>Anopheles</i> ■ <i>Culex</i> ■ <i>Culiseta</i> ■ <i>Other</i>
			06/09/2024	<i>Aedes melanimon</i>	2	4.0%		
			06/09/2024	<i>Aedes vexans</i>	35	70.0%		
			06/09/2024	<i>Anopheles freeborni</i>	11	22.0%		
			06/09/2024	<i>Culex tarsalis</i>	1	2.0%		
				Total	50			

Trap #	Date	Species	Count	Percent
--------	------	---------	-------	---------

FC-036	CDC Light Trap	Larimer	Hemlock		
		06/09/2024	<i>Aedes increpitus</i>	6	13.6%
		06/09/2024	<i>Aedes vexans</i>	35	79.5%
		06/09/2024	<i>Anopheles freeborni</i>	1	2.3%
		06/09/2024	<i>Culex tarsalis</i>	2	4.5%
			Total	44	

FC-037	CDC Light Trap	Larimer	Chelsea Ridge		
		06/12/2024	<i>Aedes increpitus</i>	22	41.5%
		06/12/2024	<i>Aedes vexans</i>	28	52.8%
		06/12/2024	<i>Culex tarsalis</i>	3	5.7%
			Total	53	

FC-038	CDC Light Trap	Larimer	Lochside Lane		
		06/09/2024	<i>Aedes dorsalis</i>	1	0.8%
		06/09/2024	<i>Aedes increpitus</i>	2	1.6%
		06/09/2024	<i>Aedes melanimon</i>	27	20.9%
		06/09/2024	<i>Aedes vexans</i>	96	74.4%
		06/09/2024	<i>Culex tarsalis</i>	1	0.8%
		06/09/2024	<i>Culiseta inornata</i>	2	1.6%
			Total	129	

FC-039	CDC Light Trap	Larimer	Fossil Creek South
--------	----------------	---------	--------------------

Trap #	Date	Species	Count	Percent
	06/10/2024	<i>Aedes dorsalis</i>	32	40.0%
	06/10/2024	<i>Aedes increpitus</i>	1	1.3%
	06/10/2024	<i>Aedes melanimon</i>	3	3.8%
	06/10/2024	<i>Aedes vexans</i>	34	42.5%
	06/10/2024	<i>Anopheles freeborni</i>	1	1.3%
	06/10/2024	<i>Culex tarsalis</i>	3	3.8%
	06/10/2024	<i>Culiseta inornata</i>	6	7.5%
		Total	80	

- *Aedes-Oc*
- *Anopheles*
- *Culex*
- *Culiseta*
- *Other*

FC-040	CDC Light Trap	Larimer	Redwood
	06/09/2024	<i>Aedes dorsalis</i>	6 35.3%
	06/09/2024	<i>Aedes melanimon</i>	3 17.6%
	06/09/2024	<i>Aedes vexans</i>	8 47.1%
		Total	17

- *Aedes-Oc*
- *Anopheles*
- *Culex*
- *Culiseta*
- *Other*

FC-040gr	Gravid Trap	Larimer	Redwood Gravid
	06/09/2024	<i>Culex pipiens</i>	2 100.0%
		Total	2

- *Aedes-Oc*
- *Anopheles*
- *Culex*
- *Culiseta*
- *Other*

FC-041	CDC Light Trap	Larimer	Fishback
	06/11/2024	<i>Aedes vexans</i>	7 100.0%
		Total	7


- *Aedes-Oc*
- *Anopheles*
- *Culex*
- *Culiseta*
- *Other*


FC-046	CDC Light Trap	Larimer	Westshore Ct
	06/10/2024	<i>Aedes vexans</i>	2 100.0%
		Total	2

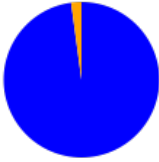
- *Aedes-Oc*
- *Anopheles*
- *Culex*
- *Culiseta*
- *Other*


FC-047	CDC Light Trap	Larimer	Keeneland And Twin Oak
--------	----------------	---------	------------------------

Trap #	Date	Species	Count	Percent		
	06/10/2024	<i>Aedes dorsalis</i>	1	2.9%		<ul style="list-style-type: none"> ■ <i>Aedes-Oc</i> ■ <i>Anopheles</i> ■ <i>Culex</i> ■ <i>Culiseta</i> ■ <i>Other</i>
	06/10/2024	<i>Aedes vexans</i>	34	97.1%		
		Total	35			
FC-049	CDC Light Trap	Larimer	Casa Grande and Downing			
	06/11/2024	<i>Aedes increpitus</i>	1	14.3%		<ul style="list-style-type: none"> ■ <i>Aedes-Oc</i> ■ <i>Anopheles</i> ■ <i>Culex</i> ■ <i>Culiseta</i> ■ <i>Other</i>
	06/11/2024	<i>Aedes vexans</i>	3	42.9%		
	06/11/2024	<i>Culex pipiens</i>	2	28.6%		
	06/11/2024	<i>Culex tarsalis</i>	1	14.3%		
		Total	7			
FC-050	CDC Light Trap	Larimer	Golden Meadows Ditch			
	06/10/2024	<i>Aedes vexans</i>	6	100.0%		<ul style="list-style-type: none"> ■ <i>Aedes-Oc</i> ■ <i>Anopheles</i> ■ <i>Culex</i> ■ <i>Culiseta</i> ■ <i>Other</i>
		Total	6			
FC-052	CDC Light Trap	Larimer	603 Gilgalad Way			
	06/11/2024	<i>Aedes increpitus</i>	2	50.0%		<ul style="list-style-type: none"> ■ <i>Aedes-Oc</i> ■ <i>Anopheles</i> ■ <i>Culex</i> ■ <i>Culiseta</i> ■ <i>Other</i>
	06/11/2024	<i>Aedes melanimon</i>	2	50.0%		
		Total	4			
FC-053	CDC Light Trap	Larimer	Egret and Rookery			
	06/10/2024	<i>Aedes vexans</i>	4	100.0%		<ul style="list-style-type: none"> ■ <i>Aedes-Oc</i> ■ <i>Anopheles</i> ■ <i>Culex</i> ■ <i>Culiseta</i> ■ <i>Other</i>
		Total	4			
FC-054	CDC Light Trap	Larimer	737 Parliament			


Trap #	Date	Species	Count	Percent		
	06/12/2024	<i>Aedes melanimon</i>	1	4.3%		<ul style="list-style-type: none"> ■ <i>Aedes-Oc</i> ■ <i>Anopheles</i> ■ <i>Culex</i> ■ <i>Culiseta</i> ■ <i>Other</i>
	06/12/2024	<i>Aedes vexans</i>	18	78.3%		
	06/12/2024	<i>Culex tarsalis</i>	3	13.0%		
	06/12/2024	<i>Culiseta inornata</i>	1	4.3%		
		Total	23			

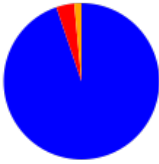
FC-057	CDC Light Trap	Larimer	Registry Ridge					
			06/12/2024	<i>Aedes dorsalis</i>	8	66.7%		<ul style="list-style-type: none"> ■ <i>Aedes-Oc</i> ■ <i>Anopheles</i> ■ <i>Culex</i> ■ <i>Culiseta</i> ■ <i>Other</i>
			06/12/2024	<i>Aedes melanimon</i>	1	8.3%		
			06/12/2024	<i>Aedes vexans</i>	2	16.7%		
			06/12/2024	<i>Culex tarsalis</i>	1	8.3%		
				Total	12			


FC-058	CDC Light Trap	Larimer	Spring Creek Trail-- Michener Dr					
			06/11/2024	<i>Aedes dorsalis</i>	3	6.4%		<ul style="list-style-type: none"> ■ <i>Aedes-Oc</i> ■ <i>Anopheles</i> ■ <i>Culex</i> ■ <i>Culiseta</i> ■ <i>Other</i>
			06/11/2024	<i>Aedes increpitus</i>	40	85.1%		
			06/11/2024	<i>Aedes vexans</i>	3	6.4%		
			06/11/2024	<i>Culiseta inornata</i>	1	2.1%		
				Total	47			


FC-059	CDC Light Trap	Larimer	Springwood and Lochwood					
			06/10/2024	<i>Aedes dorsalis</i>	5	17.9%		<ul style="list-style-type: none"> ■ <i>Aedes-Oc</i> ■ <i>Anopheles</i> ■ <i>Culex</i> ■ <i>Culiseta</i> ■ <i>Other</i>
			06/10/2024	<i>Aedes vexans</i>	20	71.4%		
			06/10/2024	<i>Culiseta inornata</i>	3	10.7%		
				Total	28			

FC-060	CDC Light Trap	Larimer	808 Ponderosa			
--------	----------------	---------	---------------	--	--	--


Trap #	Date	Species	Count	Percent		
	06/11/2024	<i>Aedes increpitus</i>	1	25.0%		<ul style="list-style-type: none"> ■ <i>Aedes-Oc</i> ■ <i>Anopheles</i> ■ <i>Culex</i> ■ <i>Culiseta</i> ■ <i>Other</i>
	06/11/2024	<i>Aedes vexans</i>	1	25.0%		
	06/11/2024	<i>Culex pipiens</i>	2	50.0%		
		Total	4			


FC-061	CDC Light Trap	Larimer	Holley Plant Research Center				
		06/11/2024	<i>Aedes dorsalis</i>	2	1.5%		<ul style="list-style-type: none"> ■ <i>Aedes-Oc</i> ■ <i>Anopheles</i> ■ <i>Culex</i> ■ <i>Culiseta</i> ■ <i>Other</i>
		06/11/2024	<i>Aedes increpitus</i>	33	24.6%		
		06/11/2024	<i>Aedes melanimon</i>	1	0.7%		
		06/11/2024	<i>Aedes vexans</i>	91	67.9%		
		06/11/2024	<i>Culex pipiens</i>	2	1.5%		
		06/11/2024	<i>Culex tarsalis</i>	3	2.2%		
		06/11/2024	<i>Culiseta inornata</i>	2	1.5%		
			Total	134			


FC-062	CDC Light Trap	Larimer	Water's Edge at Blue Mesa				
		06/12/2024	<i>Aedes dorsalis</i>	4	12.9%		<ul style="list-style-type: none"> ■ <i>Aedes-Oc</i> ■ <i>Anopheles</i> ■ <i>Culex</i> ■ <i>Culiseta</i> ■ <i>Other</i>
		06/12/2024	<i>Aedes increpitus</i>	6	19.4%		
		06/12/2024	<i>Aedes vexans</i>	17	54.8%		
		06/12/2024	<i>Culex pipiens</i>	3	9.7%		
		06/12/2024	<i>Culex tarsalis</i>	1	3.2%		
			Total	31			


FC-063	CDC Light Trap	Larimer	Red Fox Meadows				
		06/11/2024	<i>Aedes increpitus</i>	688	97.2%		<ul style="list-style-type: none"> ■ <i>Aedes-Oc</i> ■ <i>Anopheles</i> ■ <i>Culex</i> ■ <i>Culiseta</i> ■ <i>Other</i>
		06/11/2024	<i>Aedes vexans</i>	20	2.8%		
			Total	708			


FC-063gr	Gravid Trap	Larimer	Red Fox Meadows Gravid
----------	-------------	---------	------------------------

Trap #	Date	Species	Count	Percent		
	06/11/2024	<i>Aedes increpitus</i>	18	50.0%		<ul style="list-style-type: none"> ■ <i>Aedes-Oc</i> ■ <i>Anopheles</i> ■ <i>Culex</i> ■ <i>Culiseta</i> ■ <i>Other</i>
	06/11/2024	<i>Aedes vexans</i>	2	5.6%		
	06/11/2024	<i>Culex pipiens</i>	16	44.4%		
		Total	36			

FC-064	CDC Light Trap	Larimer	West Chase					
			06/10/2024	<i>Aedes vexans</i>	3	100.0%		<ul style="list-style-type: none"> ■ <i>Aedes-Oc</i> ■ <i>Anopheles</i> ■ <i>Culex</i> ■ <i>Culiseta</i> ■ <i>Other</i>
				Total	3			


FC-066	CDC Light Trap	Larimer	Prospect Ponds					
			06/09/2024	<i>Aedes dorsalis</i>	1	2.3%		<ul style="list-style-type: none"> ■ <i>Aedes-Oc</i> ■ <i>Anopheles</i> ■ <i>Culex</i> ■ <i>Culiseta</i> ■ <i>Other</i>
			06/09/2024	<i>Aedes increpitus</i>	19	44.2%		
			06/09/2024	<i>Aedes vexans</i>	11	25.6%		
			06/09/2024	<i>Anopheles freeborni</i>	2	4.7%		
			06/09/2024	<i>Culex pipiens</i>	1	2.3%		
			06/09/2024	<i>Culex tarsalis</i>	9	20.9%		
				Total	43			

FC-066gr	Gravid Trap	Larimer	Prospect Ponds Gravid					
			06/09/2024	<i>Aedes increpitus</i>	2	22.2%		<ul style="list-style-type: none"> ■ <i>Aedes-Oc</i> ■ <i>Anopheles</i> ■ <i>Culex</i> ■ <i>Culiseta</i> ■ <i>Other</i>
			06/09/2024	<i>Aedes vexans</i>	4	44.4%		
			06/09/2024	<i>Anopheles freeborni</i>	3	33.3%		
				Total	9			

FC-067	CDC Light Trap	Larimer	Poudre River Trail					
			06/09/2024	<i>Aedes dorsalis</i>	3	25.0%		<ul style="list-style-type: none"> ■ <i>Aedes-Oc</i> ■ <i>Anopheles</i> ■ <i>Culex</i> ■ <i>Culiseta</i> ■ <i>Other</i>
			06/09/2024	<i>Aedes increpitus</i>	4	33.3%		
			06/09/2024	<i>Aedes vexans</i>	5	41.7%		
				Total	12			

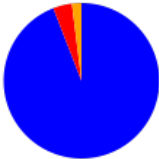
Trap #	Date	Species	Count	Percent
--------	------	---------	-------	---------

FC-068	CDC Light Trap	Larimer	5029 Crest Dr		
		06/12/2024	<i>Aedes vexans</i>	12	100.0%
			Total	12	




- *Aedes-Oc*
- *Anopheles*
- *Culex*
- *Culiseta*
- *Other*

FC-069	CDC Light Trap	Larimer	Linden Lake Rd		
		06/09/2024	<i>Aedes increpitus</i>	10	19.6%
		06/09/2024	<i>Aedes melanimon</i>	1	2.0%
		06/09/2024	<i>Aedes vexans</i>	37	72.5%
		06/09/2024	<i>Culex tarsalis</i>	2	3.9%
		06/09/2024	<i>Culiseta inornata</i>	1	2.0%
			Total	51	



- *Aedes-Oc*
- *Anopheles*
- *Culex*
- *Culiseta*
- *Other*

FC-071	CDC Light Trap	Larimer	Silvergate Rd		
		06/12/2024	<i>Aedes increpitus</i>	2	28.6%
		06/12/2024	<i>Aedes vexans</i>	5	71.4%
			Total	7	




- *Aedes-Oc*
- *Anopheles*
- *Culex*
- *Culiseta*
- *Other*

FC-072	CDC Light Trap	Larimer	422 Lake Dr		
		06/09/2024	No Mosquitoes	0	NaN%
			Total	0	

- *Aedes-Oc*
- *Anopheles*
- *Culex*
- *Culiseta*
- *Other*

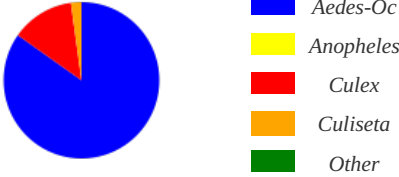
FC-073	CDC Light Trap	Larimer	118 S Grant		
		06/11/2024	<i>Aedes dorsalis</i>	1	3.7%
		06/11/2024	<i>Aedes vexans</i>	21	77.8%
		06/11/2024	<i>Culex pipiens</i>	3	11.1%
		06/11/2024	<i>Culex tarsalis</i>	2	7.4%
			Total	27	



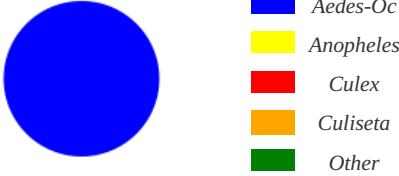
- *Aedes-Oc*
- *Anopheles*
- *Culex*
- *Culiseta*
- *Other*

Trap #	Date	Species	Count	Percent
--------	------	---------	-------	---------


FC-074	CDC Light Trap	Larimer	Rock Creek		
		06/10/2024	<i>Aedes dorsalis</i>	15	32.6%
		06/10/2024	<i>Aedes increpitus</i>	1	2.2%
		06/10/2024	<i>Aedes melanimon</i>	1	2.2%
		06/10/2024	<i>Aedes vexans</i>	22	47.8%
		06/10/2024	<i>Culex tarsalis</i>	6	13.0%
		06/10/2024	<i>Culiseta inornata</i>	1	2.2%
			Total	46	




FC-075	CDC Light Trap	Larimer	Sage Creek North		
		06/10/2024	<i>Aedes vexans</i>	29	100.0%
			Total	29	



FC-075gr	Gravid Trap	Larimer	Sage Creek North Gravid		
		06/10/2024	<i>Culex pipiens</i>	6	60.0%
		06/10/2024	<i>Culiseta inornata</i>	4	40.0%
			Total	10	

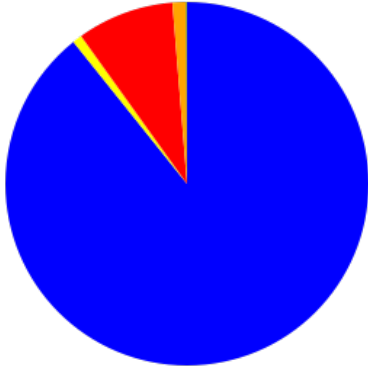


FC-088gr	Gravid Trap	Larimer	English Ranch Park Gravid		
		06/10/2024	<i>Culex pipiens</i>	20	100.0%
			Total	20	



FC-089gr	Gravid Trap	Larimer	Kunz Ct. and Brook Dr. Gravid		
----------	-------------	---------	-------------------------------	--	--

Trap #	Date	Species	Count	Percent		
	06/12/2024	<i>Culex pipiens</i>	12	100.0%		<ul style="list-style-type: none"> ■ <i>Aedes-Oc</i> ■ <i>Anopheles</i> ■ <i>Culex</i> ■ <i>Culiseta</i> ■ <i>Other</i>
		Total	12			
FC-090gr	Gravid Trap	Larimer	Mountain Grandview Cemetery Gravid			
	06/11/2024	<i>Culex pipiens</i>	4	80.0%		<ul style="list-style-type: none"> ■ <i>Aedes-Oc</i> ■ <i>Anopheles</i> ■ <i>Culex</i> ■ <i>Culiseta</i> ■ <i>Other</i>
	06/11/2024	<i>Culiseta inornata</i>	1	20.0%		
		Total	5			
FC-091gr	Gravid Trap	Larimer	PVH Gravid			
	06/09/2024	<i>Culex pipiens</i>	1	100.0%		<ul style="list-style-type: none"> ■ <i>Aedes-Oc</i> ■ <i>Anopheles</i> ■ <i>Culex</i> ■ <i>Culiseta</i> ■ <i>Other</i>
		Total	1			
FC-092gr	Gravid Trap	Larimer	Udall Natural Gravid			
	06/09/2024	<i>Culex pipiens</i>	6	100.0%		<ul style="list-style-type: none"> ■ <i>Aedes-Oc</i> ■ <i>Anopheles</i> ■ <i>Culex</i> ■ <i>Culiseta</i> ■ <i>Other</i>
		Total	6			
FC-093	CDC Light Trap	Larimer	Lopez Elementary			
	06/12/2024	<i>Aedes cinereus</i>	1	2.2%		<ul style="list-style-type: none"> ■ <i>Aedes-Oc</i> ■ <i>Anopheles</i> ■ <i>Culex</i> ■ <i>Culiseta</i> ■ <i>Other</i>
	06/12/2024	<i>Aedes dorsalis</i>	2	4.3%		
	06/12/2024	<i>Aedes increpitus</i>	13	28.3%		
	06/12/2024	<i>Aedes vexans</i>	28	60.9%		
	06/12/2024	<i>Culex tarsalis</i>	2	4.3%		
		Total	46			



		TOTAL	%
	<i>Aedes-Oc</i>	1,892	89.2%
	<i>Anopheles</i>	18	0.8%
	<i>Culex</i>	183	8.6%
	<i>Culiseta</i>	26	1.2%
	<i>Other</i>	1	0.0%